

KENDRIYA VIDYALAYA SANGATHAN

केंद्रीय विद्यालय संगठन

CHANDIGARH REGION

चंडीगढ़ संभाग



तत् त्वं पूषन् अपावृणु
केन्द्रीय विद्यालय संगठन

**STUDY MATERIAL
(2023-24)
CLASS XI
INFORMATICS PRACTICES**

CHIEF PATRON

Mrs. Preeti Saxena

(Deputy Commissioner, KVS Regional Office Chandigarh)

PATRONS

Mr. T Brahmanandam, Assistant Commissioner

Mr. Jugal Kishore, Assistant Commissioner

Mr. P.C. Tiwari, Assistant Commissioner

CO-ORDINATOR

Mr. Sanjeet Kumar Sagar, Principal, KV Sec- 47, Chandigarh

Ms. Seema Rathour, PGT CS, KV Sec-47 Chandigarh

PREPARED & VETTED BY

Content Creator – Mr. Harjinder Singh, PGT CS, KV No. 4 Jalandhar

Content Creator – Mr. Gaurav Kumar , PGT CS, KV Mullanpur

Content Creator – Ms. Mamta ,PGT CS, KV Nabha

Content Creator – Mr Pardeep Kumar Sharma, PGT CS, KV No. 4, Pathankot

Content Creator – Ms. Kirandeep Kaur, PGT CS, KV No 1, Halwara

Expert – Ms. Jyoti Gupta, PGT CS, KV SLIET

Expert – Ms. Jitin Kohli, PGT CS, KV No. 1, Pathankot

Organizer – Mr. Pardeep Kumar, PGT CS, Faridkot

INDEX

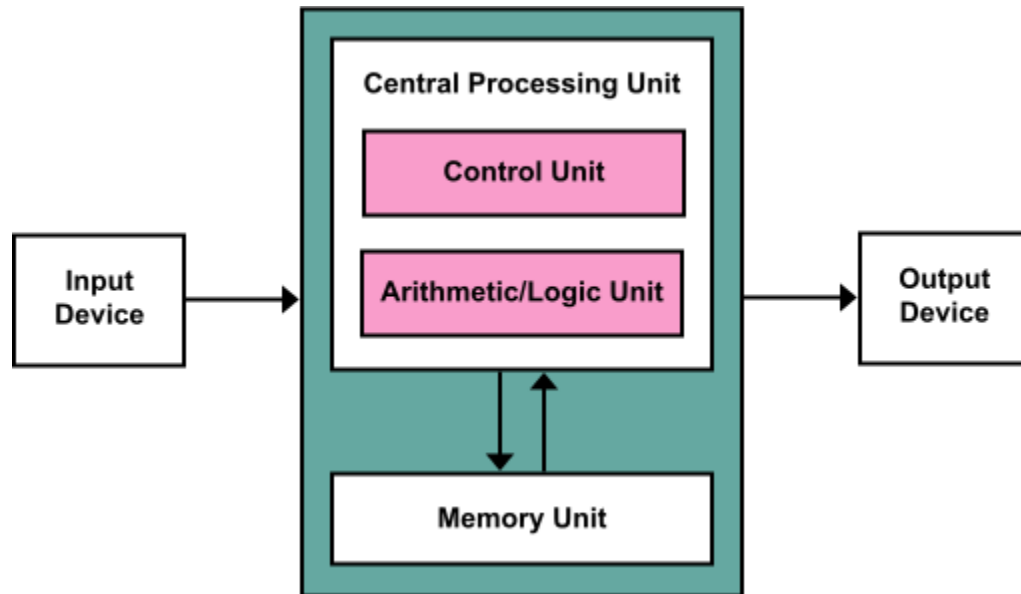
<u>S.NO.</u>	<u>TOPIC</u>	<u>PAGES</u>
1	Fundamental of Computer	4-17
2	Python Fundamentals	18-37
3	List and Operations	38- 44
4	Dictionary	45- 64
5	Database Concepts	65-74
6	Structured Query Language	75-101
7	Artificial Intelligence	102-118
8	Sample Papers	118-149

Introduction to computer and computing

This topic covers the fundamental concepts and components of computers, as well as an overview of computing history and basic terminology. Here are some key points to consider:

Definition of a Computer: A computer is an electronic device that processes data and performs various tasks according to a set of instructions (programs).

Basic Components of a Computer:



- Central Processing Unit (CPU): The brain of the computer, responsible for executing instructions and performing calculations.
- Memory (RAM): Temporary storage for data and programs that are actively being used.
- Storage Devices: Hard drives, solid-state drives, and other media for long-term data storage.
- Input Devices: Keyboards, mice, touch screens, etc., used to input data and commands.
- Output Devices: Monitors, printers, speakers, etc., used to display or present data.

Data Representation:

Computers use binary (base-2) numbering system to represent and process data, using 0s and 1s.

Software vs. Hardware:

Software: Programs, applications, and operating systems that provide instructions for the hardware to follow.

Hardware: Physical components of a computer system.

Types of Computers:

Personal Computers (PCs): Used by individuals for general purposes, such as desktops and laptops.

Servers: Computers that provide services to other computers or devices over a network.

Mainframes: Powerful computers used for large-scale data processing and critical applications.

Supercomputers: Extremely powerful computers used for complex scientific calculations.

History of Computing:

The history of computing dates back to ancient devices like the abacus, and it progressed through various mechanical and electronic inventions.

Notable figures include Charles Babbage (conceptualized the Analytical Engine) and Alan Turing (pioneered theoretical computer science).

Operating Systems:

Software that manages computer hardware and provides services for software applications. Examples include Windows, macOS, and Linux.

Networking and the Internet:

Computers can connect to each other via networks, and the Internet is a global network that allows communication and data exchange.

Ethical and Social Considerations:

Computers and computing have significant ethical and societal impacts, ranging from privacy concerns to job automation.

Evolution of Computing Devices:

Pre-Modern Computing Devices:

Early tools like the abacus and counting boards were used for basic arithmetic.

The Antikythera mechanism (ancient Greek) is considered one of the earliest analog computers for astronomical calculations.

Mechanical Calculators:

Blaise Pascal's Pascaline (17th century) and Gottfried Wilhelm Leibniz's Stepped Reckoner introduced mechanical calculating mechanisms.

Analog Computers:

Developed in the 20th century, these devices used continuous physical quantities to perform calculations.

Differential analyzers and slide rules were common examples.

GENERATION OF COMPUTERS

First Generation Computers (1940s-1950s):

- Used vacuum tubes for processing.
- ENIAC and UNIVAC were early examples.

- Large, expensive, and consumed a lot of power.

Second Generation Computers (1950s-1960s):

- Transistors replaced vacuum tubes, leading to smaller and more reliable computers.
- IBM 1401 and IBM 7090 were prominent second-generation machines.

Third Generation Computers (1960s-1970s):

- Integrated circuits allowed even smaller and faster computers.
- IBM System/360 series marked a significant advancement.

Fourth Generation Computers (1970s-1980s):

- Microprocessors brought computing power to small form factors.
- Altair 8800 and IBM Personal Computer (PC) were notable.
- Fifth Generation Computers (1980s-Present):
- Focus on parallel processing, AI, and advanced technologies.
- Supercomputers like Cray-1 and modern PCs fall into this category.

Fifth Generation Computers (1970s-1980s):

- **Huge development of storage**
- **Multi -processor based system**
- **Use of AI**
- **More powerful micro and macro system**
- **Use of optical fibre in circuits**

Components of a Computer System:

Central Processing Unit (CPU):

- The "brain" of the computer that executes instructions.
- Comprised of the control unit and the arithmetic logic unit (ALU).

Memory:

- RAM (Random Access Memory): Temporary storage for active programs and data.
- ROM (Read-Only Memory): Permanent storage for firmware and system software.

Storage Devices:

Hard Disk Drives (HDDs) and **Solid State Drives (SSDs)** store data and programs.

Optical drives (CD, DVD, Blu-ray) for reading and writing optical discs.

Input Devices:

- Keyboard, mouse, touchpad, touchscreen, microphone, etc.
- Convert user input into digital signals for the computer.

Output Devices:

- Monitor, printer, speakers, etc.
- Display or present information from the computer to the user.

Motherboard:

- Main circuit board connecting all components.
- Contains CPU socket, RAM slots, and connectors for other peripherals.
- Expansion Cards:
 - Graphics cards, sound cards, network cards, etc.
- Enhance the capabilities of the computer.

Interconnections:

Buses:

- Data Bus: Transfers data between components.
- Address Bus: Specifies memory locations.
- Control Bus: Manages communication and control signals.

Ports and Connectors:

- USB, HDMI, Ethernet, audio jacks, etc.
- Allow connection to external devices and networks.

Networking:

- Ethernet and Wi-Fi enable communication between computers.
- Routers and switches manage data traffic.

Operating System (OS):

- Software that manages hardware resources and provides a user interface.
- Coordinates communication between components.

Software:

- Applications, utilities, and programs run on the hardware.
- Interact with users and perform tasks.

Input Devices:

Keyboard:

- Allows users to input alphanumeric characters and special symbols.
- Used for text entry, commands, and data manipulation.

Mouse:

- Enables pointing, clicking, and dragging on the screen.
- Used for navigating graphical user interfaces and selecting objects.

Touchscreen:

- Detects touch gestures directly on the screen.
- Common in smartphones, tablets, and some laptops.

Trackpad/Touchpad:

- A touch-sensitive pad used for cursor control and gestures.
- Found on laptops and some desktop keyboards.

Graphic Tablet:

- Used by artists and designers to draw directly on a pad with a stylus.
- Offers precise control for digital art and graphic design.

Scanner:

- Converts physical documents or images into digital format.
- Useful for archiving, sharing, and editing printed content.

Microphone:

- Captures audio input, allowing voice recognition and communication.
- Used for voice commands, calls, and recording.

Webcam:

- Captures video input for video conferencing, streaming, and recording.

Barcode Reader/Scanner:

- Reads barcodes for inventory management and retail operations.
- Quick and accurate data entry.

Biometric Sensors:

- Fingerprint, facial recognition, and iris scanners for secure authentication.

Joystick and Game Controllers:

- Used in gaming and simulation applications for precise control.

Output Devices:

Monitor/Display:

- Visual output device that presents text, images, and videos.
- Various types include LED, LCD, OLED, and CRT monitors.

Printer:

- Produces hard copies of digital documents and images.
- Types include inkjet, laser, dot matrix, and 3D printers.

Speaker and Headphones:

- Output audio for sound effects, music, and communication.
- Essential for multimedia experiences and communication.

Projector:

- Displays computer output on a larger screen or surface.
- Used for presentations, movies, and classroom teaching.

Plotters:

- Precise output devices used to draw graphics, schematics, and technical drawings.

Computer Memory: Units of memory, types of memory – primary and secondary, data deletion, its recovery and related security concerns

Units of Memory:

1. Bit (Binary Digit): The smallest unit of digital data, representing either 0 or 1.
2. Byte: A group of 8 bits. Used to represent a character, such as a letter or number.
3. Kilobyte (KB): 1,024 bytes. Commonly used for measuring small amounts of data.
4. Megabyte (MB): 1,024 KB or 1,048,576 bytes. Used for larger data storage and file sizes.
5. Gigabyte (GB): 1,024 MB or 1,073,741,824 bytes. Used for measuring storage capacity of devices and files.
6. Terabyte (TB): 1,024 GB or 1,099,511,627,776 bytes. Commonly used for describing storage capacity of hard drives.
7. Petabyte (PB): 1,024 TB or 1,125,899,906,842,624 bytes. Used for large-scale data storage, especially in data centers.
8. Exabyte (EB): 1,024 PB or 1,152,921,504,606,846,976 bytes. Relevant in contexts of massive data and cloud storage.

Types of Memory:

1. Primary Memory (Main Memory):

a. Random Access Memory (RAM):

Volatile memory used for active programs and data.

Fast access speeds but temporary storage.

Cleared upon power loss or restart.

b. Read-Only Memory (ROM):

Non-volatile memory containing firmware and system instructions.

Retains data even after power loss.

c. Cache Memory:

Small, high-speed memory used to store frequently accessed data.

Speeds up CPU operations by reducing memory access time.

2. Secondary Memory (Storage):

a. Hard Disk Drives (HDD):

Non-volatile storage using spinning disks and magnetic read/write heads.

High capacity but slower access compared to RAM.

b. Solid State Drives (SSD):

Non-volatile storage using flash memory chips.

Faster access, lower power consumption, and more durable than HDDs.

c. Optical Storage (CD, DVD, Blu-ray):

Uses lasers to read and write data on optical discs.

Read-only or rewritable formats.

d. USB Drives and Memory Cards:

Portable and convenient storage using flash memory.

Widely used for data transfer and backup.

e. Cloud Storage:

Data stored remotely on servers accessible over the Internet.

Examples include Google Drive, Dropbox, and iCloud.

Data Deletion, Recovery, and Security Concerns:

Data Deletion: Deleting files often involves marking storage sectors as available, making data seemingly inaccessible. Operating systems use mechanisms like "Trash" or "Recycle Bin" to hold deleted files temporarily.

Data Recovery:

Deleted data can be recovered using specialized software until the sectors are overwritten.

Data recovery services may be able to retrieve lost data in some cases.

Security Concerns:

Inadequate data deletion can lead to data breaches and privacy violations.

Sensitive information must be securely wiped using data destruction methods to prevent recovery.

Encryption helps protect data even if storage devices are compromised.

Data Encryption:

Encrypting data renders it unreadable without the appropriate decryption key.

Provides an additional layer of security for stored and transmitted data.

Backup and Redundancy: Regular data backup ensures recovery from accidental deletion, hardware failure, or cyberattacks.

Redundancy strategies help maintain data integrity and availability.

Software Definition:

Software refers to the collection of instructions, programs, and data that enable a computer to perform tasks and accomplish specific functions.

Purpose of Software:

Software serves as the bridge between users and hardware, enabling them to interact with and utilize computer systems effectively.

Types of Software:

1. System Software:

- a. Operating System (OS):** Manages hardware resources, provides user interfaces, and facilitates communication between software and hardware. Examples include Windows, macOS, Linux.
- b. Device Drivers:** Enable communication between hardware devices and the operating system. Ensure proper functioning and compatibility of hardware components.
- c. Utility Software:** Tools for managing and optimizing system resources, file management, data backup, and security. Examples include antivirus programs, disk cleanup utilities, and file compression tools.

2. **Application Software:**

- a. **General-Purpose Software:** Software designed to perform a wide range of tasks and cater to various user needs. Examples include word processors, spreadsheets, web browsers.
- b. **Specific-Purpose Software:** Designed to fulfill a particular set of tasks or address specific industry needs. Examples include graphic design software (Adobe Photoshop), video editing software (Final Cut Pro), and CAD software (AutoCAD).

Generic and Specific Purpose Software:

Generic-Purpose Software: Designed to be versatile and suitable for a broad range of tasks.

Often used for personal and business applications. Provides flexibility to perform various functions within a single software package.

Examples: Microsoft Office (Word, Excel, PowerPoint), web browsers (Chrome, Firefox).

Specific-Purpose Software: Tailored to fulfill specialized tasks or requirements of a specific industry or domain. Offers advanced features and tools for specialized tasks. May have a steeper learning curve due to its targeted nature.

Examples: AutoCAD (architecture and engineering), MATLAB (scientific computing), QuickBooks (accounting).

Difference between impact and non-impact Printers

Aspect	Impact Printers	Non-Impact Printers
Mechanism	Physically strike paper for printing	Apply ink/toner without impact
Noise	Noisy operation	Quieter operation
Print Quality	Lower print quality	Higher print quality
Speed	Slower printing speed	Faster printing speed
Types	Dot Matrix, Daisy Wheel	Laser, Inkjet, Thermal
Uses	Multipart forms, invoices, copies	Documents, graphics, photos
Advantages	Can print multiple copies, durability	High print quality, versatility
Disadvantages	Noisy, lower print quality, slower	Limited for multiple copies

LET'S PRACTICE

Multiple Choice questions

1. Which of the following accurately describes the evolution of computing devices?
 - a. Computing devices have consistently increased in size and weight over time.
 - b. The evolution of computing devices has followed a linear path without significant changes
 - c. Early computing devices were mechanical, followed by vacuum tubes, transistors, and integrated circuits.
 - d. The evolution of computing devices has only been driven by hardware advancements.
2. What are the components of a computer system and how are they interconnected?
 - a. Computer components are isolated units with no interconnections.
 - b. Components include only the monitor, keyboard, and mouse, which are interconnected wirelessly.
 - c. Components such as CPU, memory, storage, and input/output devices are interconnected through buses or channels.
 - d. Components of a computer system do not require any interconnections.
3. Which of the following is a primary input device?
 - a. Printer
 - b. Monitor
 - c. Keyboard
 - d. Speaker
4. Which unit is used to measure computer memory?
 - a. Hertz
 - b. Volt
 - c. Byte
 - d. Kilogram
5. What is the main difference between primary and secondary memory?
 - a. Primary memory is slower than secondary memory.
 - b. Secondary memory is volatile, while primary memory is non-volatile.
 - c. Primary memory is used for long-term storage, while secondary memory is used for temporary storage.
 - d. Primary memory is directly accessible by the CPU, while secondary memory is not directly accessible.
6. Which type of software is responsible for managing hardware resources and providing essential functionalities?
 - a. Application software
 - b. Generic purpose software
 - c. Specific purpose software
 - d. System software
7. What is the purpose of system software?
 - a. Creating documents, presentations, and spreadsheets.
 - b. Playing video games and multimedia applications.

- c. Managing computer hardware and providing a platform for other software to run.
 - d. Designing graphics and illustrations.
8. Which type of software is designed for a particular task or industry?
- a. Application software
 - b. System software
 - c. Utility software
 - d. Firmware
9. What are the potential security concerns related to data deletion and recovery?
- a. There are no security concerns related to data deletion and recovery.
 - b. Data recovery is always a straightforward process and does not involve security risks.
 - c. Deleted data can be recovered using specialized tools, posing a risk if not properly managed.
 - d. Data recovery is impossible, eliminating security concerns.
10. What is the term used for software that is designed to perform a specific task for a particular user or organization?
- a. General-purpose software
 - b. Commercial software
 - c. Specific-purpose software
 - d. Freeware

Answers to Multiple Choice Questions:

Question 1: C) Early computing devices were mechanical, followed by vacuum tubes, transistors, and integrated circuits.

Question 2: C) Components such as CPU, memory, storage, and input/output devices are interconnected through buses or channels.

Question 3: C) Keyboard

Question 4: C) Byte (B)

Question 5: D) Primary memory is directly accessible by the CPU, while secondary memory is not directly accessible.

Question 6: D) System software

Question 7: C) Managing computer hardware and providing a platform for other software to run.

Question 8: A) Application software

Question 9: C) Deleted data can be recovered using specialized tools, posing a risk if not properly managed.

Question 10: C) Specific-purpose software

One Line Questions:

Question: What is the evolution path of computing devices?

Answer: From mechanical devices to vacuum tubes, transistors, and integrated circuits.

Question: How are components of a computer system interconnected?

Answer: Components are interconnected through buses or channels.

Question: What are input/output devices in a computer system?

Answer: Input devices (e.g., keyboard) allow data entry, while output devices (e.g., monitor) display information.

Question: What is the unit of measurement for computer memory?

Answer: Byte (B).

Question: Differentiate between primary and secondary memory.

Answer: Primary memory is directly accessible by the CPU, while secondary memory is not directly accessible.

Question: What are the security concerns related to data deletion and recovery?

Answer: Deleted data can be recovered, posing a security risk if not managed properly.

Question: What is the purpose of system software?

Answer: Managing hardware resources and providing a platform for other software.

Question: Define application software.

Answer: Software designed for specific tasks, such as word processing or photo editing.

Question: What is the difference between generic and specific purpose software?

Answer: Generic software serves general needs, while specific-purpose software targets particular tasks or industries.

Short Answer Questions:

Question: Explain the evolution of computing devices and their impact on modern technology.

Answer: The evolution of computing devices has been marked by significant advancements, from early mechanical calculators to the integration of transistors and microprocessors. This progression has led to the development of faster, smaller, and more powerful computers that have revolutionized various industries. These devices have become an essential part of our daily lives, enabling tasks that were previously unimaginable.

Question: Describe the components of a computer system and how they are interconnected to enable its functionality.

Answer: A computer system consists of several interconnected components that work together to perform various tasks. These components include the central processing unit (CPU), memory, storage devices, input/output devices, and more. Interconnections are established through buses and channels, allowing seamless communication between the components. For instance, the CPU processes instructions stored in memory and interacts with input devices like keyboards or mice to perform user actions, ultimately displaying outcomes on output devices such as monitors.

Question: Elaborate on the concept of computer memory, including primary and secondary memory, and their roles within a computer system.

Answer: Computer memory refers to the storage capacity used by a computer to temporarily or permanently store data and instructions. Primary memory, also known as RAM (Random Access Memory), is a volatile form of memory that provides fast access to data for the CPU. It stores active programs and data currently in use. Secondary memory, on the other hand, includes non-volatile storage devices like hard drives and solid-state drives (SSDs), used for long-term data storage. Unlike primary memory, secondary memory retains data even when the computer is powered off.

Question: Discuss data deletion, recovery, and the associated security concerns in the context of computer memory.

Answer: Data deletion involves removing files or information from storage devices. However, even after deletion, traces of data may remain, making recovery possible through specialized software. While data recovery can be beneficial for accidental data loss, it also poses security concerns. Sensitive information might fall into the wrong hands if not properly managed. To mitigate these risks, secure deletion methods and data encryption are recommended to ensure that recovered data remains inaccessible to unauthorized users.

Question: Define software and explore the different categories, such as system software and application software.

Answer: Software refers to the collection of programs, instructions, and data that enable a computer to perform various tasks. System software is essential for managing hardware resources, providing a platform for other software, and ensuring the overall functionality of the computer. Examples include operating systems and device drivers. Application software, on the other hand, serves specific user needs and includes programs like word processors, graphics editors, and web browsers.

Question: Differentiate between generic and specific purpose software, highlighting their respective roles and importance.

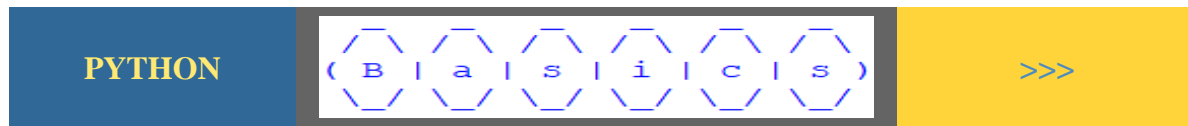
Answer: Generic purpose software, also known as general-purpose software, is designed to cater to common tasks applicable to a wide range of users. It includes software like office suites and web browsers that fulfill general needs. Specific-purpose software, however, is tailored for particular tasks or industries. This software addresses unique requirements and can range from specialized scientific simulations to industry-specific design tools. The distinction allows users to choose software that best matches their specific needs and enhances their efficiency.

Question: Distinguish between primary memory and secondary memory in terms of functionality and accessibility.

Answer: Primary memory (RAM) provides fast access to data for the CPU but is volatile and temporary, while secondary memory (hard drives, SSDs) offers non-volatile storage for long-term data retention but with slower access speeds.

Question: How does system software differ from application software in terms of their roles within a computer system?

Answer: System software manages hardware resources and provides a platform for other software to run, ensuring the computer's overall functionality, while application software serves specific user tasks or functions.



- Python is an object-oriented, high-level programming language.
- Object-oriented means this language is based around objects (such as data) rather than functions, and high-level means it's easy for humans to understand.
- Python developed by **Guido van Rossum** in **1991**
- Python is an interpreted language, meaning that it does not require a separate compilation step before executing the code. Instead, the Python interpreter directly reads and executes the source code line by line.
- Python is a **case-sensitive** language. Uppercase or capital and lowercase or small letters are different.
- Python prompt: >>>
- Python program/script/file extension: **.py**
- **IDLE** is Python's Integrated Development and Learning Environment i.e. Python default software or interface to write programs

Execution Modes

There are two ways to run a program using the Python interpreter:

- a) INTERACTIVE MODE – Also, known as Shell Window
- b) SCRIPT MODE – Also, known as Editor Window. (A script is a file containing source code / program – a set of instructions)

Structure of a Program

- Expressions - A sequence of operands and operators, like $a + b - 5$, is called an expression. In Python, **operators are special symbols** that designate that some sort of computation should be performed. The values that an operator acts on are called **operands**.
- Statements - A statement is a programming instruction that does something i.e. some action takes place. A statement executes and may or may not result in a value. E.g. `print(x + 2)`, `y = x + 5`, `x = 10`
- Comments - Comments are the additional readable information to clarify the source code. Comments in Python are the **non-executable statements** which begin with a hash symbol (#) and generally end with end of the line. E.g. `#This is a comment`
- Function - A function is a code that has a name and it can be **reused (executed again)** by specifying its name in the program, where needed.
- Blocks & indentation - A group of statements which are part of another statement or a function are called block or code-block or suite in python. Indentation is used to show blocks in python. Four spaces together mark the next indent-level.

IDENTIFIERS are names used to identify a variable, function, or other entities in a program.

The rules for naming an identifier in Python are as follows:

- The name should begin with an uppercase or a lowercase alphabet or an underscore sign (`_`). This may be followed by any combination of characters a-z, A-Z, 0-9 or underscore (`_`). Thus, an identifier cannot start with a digit.
- It can be of any length. (However, it is preferred to keep it short and meaningful).
- It should not be a keyword or reserved word.
- We cannot use special symbols like `!`, `@`, `#`, `$`, `%`, etc. in identifiers.

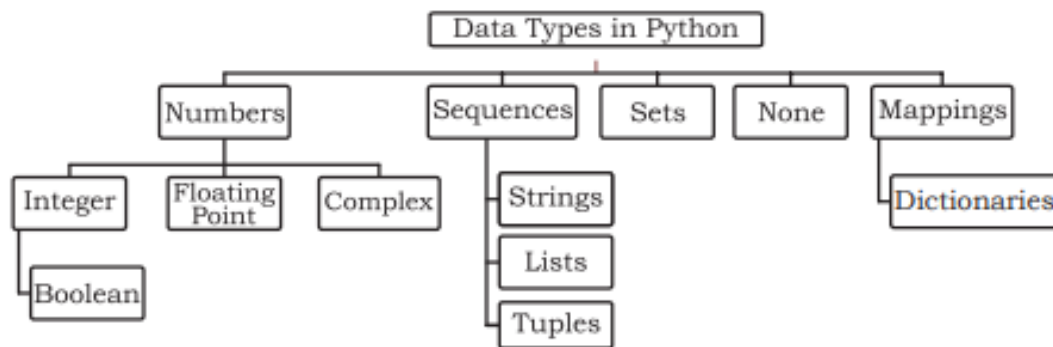
```
>>> help("keywords")
```

```
Here is a list of the Python keywords. Enter any keyword to get more help.
```

```
False          class          from           or
None           continue      global         pass
True           def           if             raise
and            del           import         return
as             elif          in             try
assert        else          is             while
async         except        lambda         with
await         finally      nonlocal      yield
break         for           not
```

Constant – Value unable to change (Fixed Value).

Variable – Value able to change or vary.



- **Immutable Built-in Data Types** - that does not allow you to change their value or data
 - Numbers
 - Booleans
 - Strings
 - Tuples
- **Mutable Built-in Data Types** - that allow you to change their value or data
 - Lists
 - Dictionaries
 - Sets

To accept user input – **input()** function. By default, it stores data in string format.

To get output – **print()** function. By default, sep parameter is whitespace and end parameter is new line.

Datatype conversion or type casting – To convert one datatype into another datatype.

int() – to convert into integer

str() – to convert into string

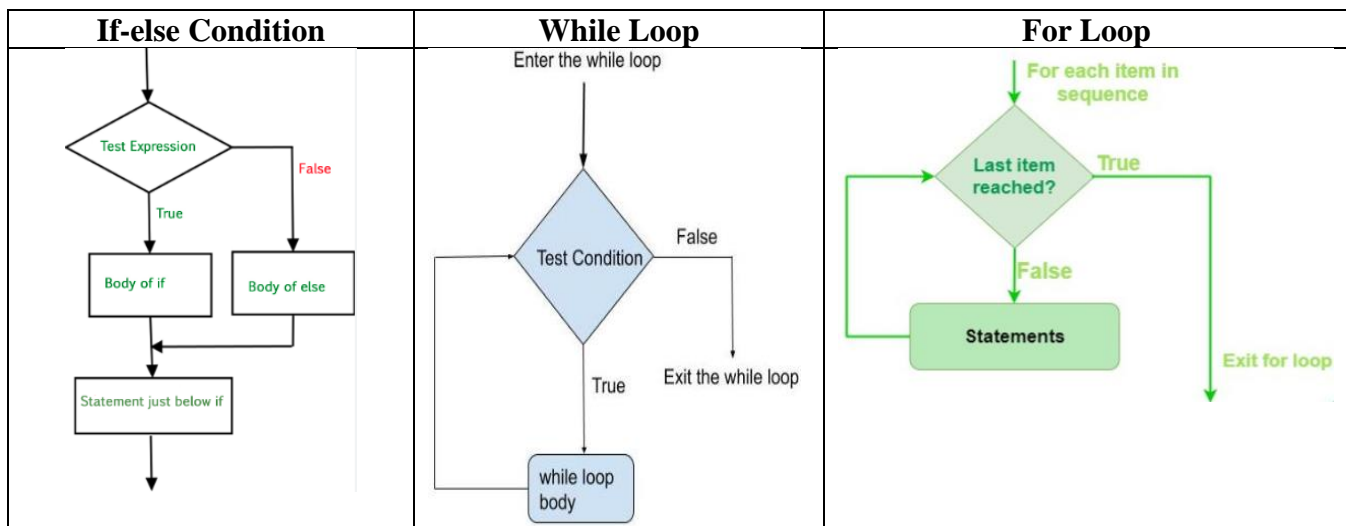
float() – to convert into floating-point or decimal number

ARITHMETIC OPERATORS		RELATIONAL OPERATORS		LOGICAL OPERATORS	
+	Addition	<	Less than	and	Returns True if both conditions are True
-	Subtraction	>	Greater than	or	Returns True if either one condition is True
*	Multiplication	<=	Less than or equal to	not	Complements result, if True then False or vice-versa
/	Division	>=	Greater than or equal to		
//	Floor Division	==	Equal to		
%	Modulus	!=	Not Equal to		
**	Exponential				
ASSIGNMENT OPERATORS		MEMBERSHIP OPERATORS		IDENTITY OPERATORS	
=	Assign value of right side of expression to left side operand	in	To check if a character/ substring/ element exists in a sequence or not. Evaluate to True if it finds or False, if it does not finds it	is	That determine whether the given operands have the same identity—that is, refer to the same object.
+=	Add right side operand with left side operand and then assign to left operand	not in		is not	
Similarly, -= *= /= %= //= **=					

Precedence of Operators

Operators	Associativity
() Highest precedence	Left - Right
**	Right - Left
+x, -x, ~x	Left - Right
*, /, //, %	Left - Right
+, -	Left - Right
<<, >>	Left - Right
&	Left - Right
^	Left - Right
	Left - Right
Is, is not, in, not in, <, <=, >, >=, ==, !=	Left - Right
Not x	Left - Right
And	Left - Right
Or	Left - Right
If else	Left - Right
Lambda	Left - Right
=, +=, -=, *=, /= Lowest Precedence	Right - Left

Debugging – To remove errors from a program.



LET'S PRACTICE

Multiple Choice Questions (MCQ)

Q1. Which of the following is syntactically correct text?

- a) "This is great!"
- b) 'she shouted 'HELLO' loudly'
- c) "Goodbye'
- d) "This "course" is good"

Q2. Python language is

- a) Free
- b) Open Source
- c) Free and Open Source
- d) Proprietary

Q3. Identify the correct print() statement:

- a) print(Hello)
- b) print("Hello")
- c) print('Hello')
- d) print("Hello')

Q4. Single-line comments in Python begin with symbol.

- a) %
- b) "
- c> "'
- d) #

Q5. Python is a case-sensitive language. This means

- a) Capital and small letters are same for Python
- b) Python doesn't care about the case of alphabets
- c) Python treats capital and small letters as different
- d) Python automatically capitalized the small letters

Q6. Which of the following are not the fundamental building blocks of a Python program?

- a) Identifiers
- b) Constants
- c) Keywords
- d) Errors

Q7. Identifier name cannot be composed of special characters other than

- a) #
- b) Hyphen (-)
- c) \$
- d) Underscore (_)

Q8. What is the order of precedence of arithmetic operators given below in Python?

1. Division 2. Exponential 3. Subtraction 4. Parenthesis 5. Addition 6. Multiplication
- a) 1,2,3,4,5,6
 - b) 2,3,4,5,6,1
 - c) 4,3,2,6,1,5
 - d) 4,2,6,1,5,3

Q9. What will be the output of the following snippet?

```
x, y = 2, 6  
x, y = y, x + 2  
print(x, y)
```

- a) 6 4
- b) 4 4
- c) 4 6
- d) 6 6

Q10. Which of the following is an invalid statement?

- a) a=b=c=20
- b) a,b,c = 10,20,30
- c) abc = 20 30 40
- d) a_b_c = 20

Q11. Write the output of the following:

```
print(range(0,8,2))
```

- a) 0,2,4,6
- b) range(0,8,2)
- c) Error
- d) None of the above

Q12. Write the output of the following:

```
x = 2  
x = 5  
x = x + x  
print(x)
```

- a) 7
- b) 4
- c) 10
- d) Error

Q13. Each statement in Python is terminated by

- a) Semicolon(;
- b) Colon(:)
- c) Comma(,)
- d) None of the above

Q14. Write the output of the following:

```
print('Hello, world!');print("H")
```

- a) Hello world! H
- b) Hello world!H
- c) Hello world!
H
- d) Error

Q15. Which of the following is invalid variable name?

- a) Sum1
- b) Num_1
- c) Num 1
- d) N1

Q16. Write the output of the following:

```
a=9
```

```
x=str(a)
```

```
b=5
```

```
y=str(b)
```

```
x+y
```

- a) 14
- b) 9,5
- c) 95
- d) None of the above

Q17. Write the output of the following:

```
7+2//1**2>5+2**2//3
```

- a) True
- b) False
- c) Error
- d) None of the above

Q18. Which of the following is invalid identifier?

- a) _
- b) _1st
- c) 1stName
- d) While

Q19. Which of the following statement will display “RAM” two times?

- a) “RAM” + 2
- b) “RAM” * 2
- c) “RAM” ** 2
- d) None of the above

Q20. operators are used to check if a value is a member of the given sequence or not.

- a) Logical
- b) Identity
- c) Membership
- d) Relational

Answers

1.	(a)	6.	(d)	11.	(b)	16.	(c)
2.	(c)	7.	(d)	12.	(c)	17.	(a)
3.	(b)	8.	(d)	13.	(d)	18.	(c)
4.	(d)	9.	(a)	14.	(c)	19.	(b)
5.	(c)	10.	(c)	15.	(c)	20.	(c)

Very Short Answer Questions (VSA)

Q1. What is None literal in Python?

Ans: Python has one special literal, which is None. The None literal is used to indicate absence of value. It is also used to indicate the end of lists in Python. It means "There is nothing here".

Q2. What is the error in following code:

`x, y =7?`

Ans: The following error comes - 'int' object is not iterable. Which means an integer object i.e. cannot be repeated for x and y. one more integer object is required after 7.

Q3. What will the following code do:

`a=b=18?`

Ans: This code will assign 18 to a and b both.

Q4. Following code is creating problem `X = 0281`, find reason.

Ans: 0281 is an invalid token.

(SyntaxError: leading zeros in decimal integer literals are not permitted; use an 0o prefix for octal integers)

Q5. Find the error in the following code:

(a) <code>temp=90</code> <code>print temp</code>	(b) <code>a=12</code> <code>b = a + b</code> <code>print(a and b)</code>	(c) <code>print("x="x)</code>	(d) <code>a, b, c=2, 8, 4</code> <code>print(a, b, c)</code> <code>c, b, a = a, b, c</code> <code>print(a; b; c)</code>
(e) <code>x = 23</code> <code>4 = x</code>	(f) <code>else = 21-4</code>		

Ans: (a) Missing parentheses in call to 'print'. (b) Name „b“ is not defined. (c) Invalid Syntax. (d) Invalid Syntax in second print statement. (e) can't assign to literal in second line. (f) Invalid Syntax.

Q6. Find the error in the following code:

(a) <code>y = x +5</code> <code>print(x,y)</code>	(b) <code>a=input("Value: ")</code> <code>b = a/2</code> <code>print(a, b)</code>	(c) <code>print(x = y = 5)</code>
--	--	-----------------------------------

Ans: (a) Name 'x' is not defined. (b) Unsupported operand type(s) for /: 'str' and 'int'. (c) Invalid Syntax

Q7. Identify the data types of the following values given bellow – 3, 3j, 13.0, '12', "14", 2+0j, 19

Ans: int, complex, float, string, string, complex, int

Q8. What will be the output of the following?

(a)12/4	(b)14//14	(c)14%4	(d) 14.0/4	(e) 14.0//4	(f)14.0%4
---------	-----------	---------	------------	-------------	-----------

Ans: (a) 3.0 (b) 1 (c) 2 (d) 3.5 (e) 3.0 (f) 2.0

Q9. What will be the output of the following?

```
print(17//4)
print(17/4)
print(len(str(17//4)))
print(len(str(17/4)))
```

Ans: 4
4.25
1
4

Q10. What will be the output of the following ?

(a) 87//5 (b) (87//5.0) == (87//5) (c) 87//5.0 (d) 17%5.0

Ans: (a) 17 (b) True (c) 17.0 (d) 2.0

Q11. Identify the valid variable(s) name:

First Name, Price, Stud.Id, while, Unit_Price, Ticket#1, _Sno_

Ans: Price, Unit_Price, _Sno_

Q12. Evaluate the following expressions:

- (a) $12 + 3 * 4 - 6/2$
- (b) $(12+3)*4-6/2$
- (c) $12+3*(4-6)/2$
- (d) $12+(3**4-6)/2$
- (e) $12*(3\%4)//2+6$
- (f) $12\%3**4//5+6$

Ans: (a) 21.0 (b) 57.0 (c) 9.0 (d) 49.5 (e) 24 (f) 8

Q13. Write the full form of "IDLE".

Ans: Integrated Development and Learning Environment

Q14. Is Python a compiled or an interpreted language?

Ans: The normal execution of Python program is interpreted. However, subsets of the language can be compiled.

Q15. Python is a free and open-source language. What do you understand by this feature?

Ans: This feature signifies that Python is freely available, i.e., we do not have to pay anything to download Python. Also, being an open-source language, its source code is also available if we wish to modify it.

Short Answer Type Questions

Q1. What is the difference between a keyword and an identifier?

Ans: Difference between Keyword and Identifier: Every language has keywords and identifiers, which are only understood by its compiler. Keywords are predefined reserved words, which possess special meaning. An identifier is a unique name given to a particular variable, function or label of class in the program.

Q2. What are literals in Python? How many types of Literals allowed in Python?

Ans: **Literals**: Python comes with some built-in objects. Some are used so often that Python has a quick way to make these objects, called literals. The literals include the string, Unicode string, integer, float, long, list, tuple and dictionary types.

Q3. How many types of sequences are supported in Python?

Ans: Three Types of Sequences are supported in python:

(i) String (ii) List (iii) Tuple

Q4. What factors guide the choice of identifiers in program?

Ans: (i) An identifier must start with a letter or underscore followed by any number of digits and/or letters.

(ii) No keyword / reserved word or standard identifier should be used.

(iii) No special character (Other than underscore) should be included in the identifier.

(iv) As python is case sensitive language, so capital and small case letters are different

Eg sum and Sum are different variables.

Q5. What is the difference between an expression and a statement in Python?

Ans: A statement is an instruction that the Python interpreter can execute. We have only seen the assignment statement so far. Some other kinds of statements that we'll see shortly are while statements, for statements, if statements, and import statements. (There are other kinds too!)

An expression is a combination of values, variables, operators, and calls to functions. Expressions need to be evaluated. If you ask Python to print an expression, the interpreter evaluates the expression and displays the result.

Q6. What are tokens in Python? How many types of tokens allowed in Python?

Ans: Tokens are the smallest indivisible unit of the program.

There are following tokens in Python:

- Reserved words or Keywords
- Identifiers
- Literals
- Operators
- Punctuators

Q7. What are operators? What is their function? Give examples of some unary and binary operators.
 Ans: "Operators are those symbols used with operands, which tells compiler which operation is to be done on operands." in other words – "operators are tokens that trigger some computation/action when applied to variables and other objects in an expression."

Operators are of following types:

- ♣ Unary operators like (+) Unary Plus, (-) Unary Minus, not etc.
- ♣ Binary Operators like (+) addition, (*) multiplication, and etc.

Q8. What is block/code block/suit in Python?

Ans: Sometimes a group of statements is part of another statement of function. Such a group of one or more statements is called **block** or **code-block** or **suite** in python. e.g.

```
if a>b:
    print("A is graeter")
    print("Value of A is : ",a)
else:
    print("B is graeter")
    print("Value of A is : ",b)
```

Here both the sections are separate code-blocks

Q9. What is the role of indentation in Python? Ans:

Indentation plays a very important role in Python. Python uses indentation to create blocks of code. Statements at same indentation level are part of same block/suit. You cannot unnecessarily indent a statement; python will raise an error for that.

Q10. How many types of strings are supported by Python?

Ans: Python supports two types of strings:

- (i) Single-line string That terminates in single line.
- (ii) Multi-line String That stores multiple lines of text.

Q11. What will be the output of the following?

- (a)12/4 (b)14//14 (c)14%4 (d) 14.0/4 (e) 14.0//4 (f)14.0%4

Ans: (a) 3.0 (b) 1 (c) 2 (d) 3.5 (e) 3.0 (f) 2.0

Q12. What will be the output of the following ?

- (a)87//5 (b)(87//5.0) == (87//5) (c) 87//5.0 (d) 17%5.0

Ans: (a) 17 (b) True (c) 17.0 (d) 2.0

Q13. Write following expressions in Python.

- (a) $\frac{1}{3}b^2h$ (b) $d = \sqrt{(x_2 - x_1)^2 + (y_2 - y_1)^2}$ (c) $x = \frac{-b \pm \sqrt{b^2 - 4ac}}{2a}$ (d) $a^n \times a^m = a^{n+m}$

- Ans: (a) (b*b*h)/3
 (b) d=math.sqrt(pow(x2-x1,2)+pow(y2-y1,2))
 (c) x1=(-b) + math.sqrt((b*b)-(4*a*c))/(2*a)
 x2=(-b) - math.sqrt((b*b)-(4*a*c))/(2*a)
 (d) pow(a,n) * pow(a,m) = pow(a,m+n)

Q14. What do you understand by term „immutable“?

Ans: Immutable types are those data types that can never change their value in place. In Python the following types are immutable: (i) integers (ii) floating-point numbers (iii) Booleans (iv) Strings (v) Tuples

Q15. What will be the output of the following code? Why? (a) 13 or len(13) (b) len(13) or 13

Ans: (a) 13 (b) TypeError: object of type 'int' has no len()

HOTS

Q1. What will be the sizes of following constants? (a) '\a' (b) "\a" (c) "kumar\s" (d) '\'" (e) "it's"

Ans: (a) 50 (b) 50 (c) 56 (d) 50 (e) 53 This screenshot is the output of the above question.

```
>>> sys.getsizeof(a)
28
>>> sys.getsizeof('\a')
50
>>> sys.getsizeof("\a")
50
>>> sys.getsizeof("kumar\s")
56
>>> sys.getsizeof('\\"')
50
>>> sys.getsizeof("it's")
53
```

Q2. How can you create multi-line strings in Python?

Ans: We can create multi-line string by putting a backslash (\) at the end of line which allows you to continue typing in next line in same string.

```
>>> Text1="Hello\
World"
>>> Text1
'HelloWorld'
```

Q3. Which of the following are syntactically correct strings? State reason.

- (a) "Python is nice Language"
- (b) 'He called me "Friend!" when he came'
- (c) "Very Good'
- (d) 'This is a good book'
- (e) "Namaste
- (f) "I liked 'Harry Potter' very much"

Ans: (a) Correct (b) Correct (c) Incorrect (d) Correct (e) Incorrect (f) Correct

Q4. What is the error in following Python program with one statement?

`print("My name is : ", name)` suggest a solution

Ans: Error is : "name 'name' is not defined". And the solution is to declare the variable-name before this statement.

```
>>> name="aa"
>>> print("My name is : ", name)
My name is : aa
```

Q5. Predict the output of the following:

```
x,y=7,2
x,y,x=x+1,y+3,x+10
print(x,y)
```

Ans: Output: 17 5

Q6. What will be the output of the following code:

```
name='Hari'
age=18
print(name, ", you are ", age, " now but ", end="")
print("You will be ", age+1, " next Year")
```

Ans: Output: Hari , you are 18 now but You will be 19 next year

Q7. Write a Program to obtain temperature in Celsius and convert it into Fahrenheit using formula – C

$C \times \frac{9}{5} + 32 = F$

Ans:

```
c=int(input("Enter the value in Celsius"))
f =(c * 9/5) + 32
print("Temperature in fahrenheit is : ",f)
```

Q8. Predict output:

```
a,b,c=2,3,4
a,b,c=a*a,a*b,a*c
print(a,b,c)
```

Ans: Output: 4 6 8

Q9. WAP to read today's date (only date Part) from user. Then display how many days are left in the current month.

Ans:

```
import datetime
td=0
now=datetime.datetime.now()
print(now.day)
if now.month==2:
    td=28
elif now.month in (1,3,5,7,8,10,12):
    td=31
else:
    td=30
print("Total remaining days in the current month are : ", td-now.day)
```

Q10. WAP to print the area of circle when radius of the circle is given by user.

Ans:

```
r=int(input("Enter the radius : "))
area= 3.14*r*r
print("Area of circle is : ",area)
```

Q11. WAP to print the volume of a cylinder when radius and height of the cylinder is given by user.

Ans:

```
r=int(input("Enter the radius : "))
h=int(input("Enter the height : "))
vol=3.14*r*r*h
print("Volume of Cylinder is : ",vol)
```

Q12. WAP that asks your height in centimeters and converts it into foot and inches.

Ans :

```
cm=int(input("Enter height in Centimeters : "))
foot=cm//30
rcm=cm%30
inches=rcm*0.393701
print("Height is : ",foot," Foot ",inches," Inches ")
```


Q13. WAP to find area of a triangle.

Ans:

```
import math
a=int(input("Enter side 1 on triangle : "))
b=int(input("Enter side 2 on triangle : "))
c=int(input("Enter side 3 on triangle : "))
s=(a+b+c)/2
area=s*math.sqrt((s-a)*(s-b)*(s-c))
print("Area of Triangle is : ",area)
```

Q14. WAP to calculate simple interest.

Ans:

```
p=int(input("Enter Principal : "))
r=int(input("Enter Rates : "))
t=int(input("Enter Time :"))
si=(p*r*t)/100
print("Simple Interest is :",si)
```

Q15. WAP to read a number in n and prints n² , n³ , n⁴

Ans:

```
n=int(input("Enter value of n : "))
print("n^2 : ",n*n)
print("n^3 : ",n*n*n)
print("n^4 : ",n*n*n*n)
```

Q16. WAP that searches for prime numbers from 15 through 25.

Ans:

```
for a in range(15,25):
    k=0
    for i in range(2,a//2+1):
        if(a%i==0):
            k=k+1
    if(k==0):
        print(a)
```

Q17. WAP to test if given number is prime or not.

Ans:

```
a=int(input("Enter number: "))
k=0
for i in range(2,a//2+1):
    if(a%i==0):
        k=k+1
if(k<=0):
    print("Number is prime")
else:
    print("Number isn't prime")
```

Q18. WAP to compute the result when two numbers and one operator is given by user.

Ans:

```
a = int(input('Enter 1st number: '))
b = int(input('Enter 2nd number: '))
c = input('Enter the Operator +,-,/,*:')
print("The result is: ",end="")
if c=='+':
    print(a+b)
elif c=='-':
    print(a-b)
elif c=='/':
    print(a/b)
elif c=='*':
    print(a*b)
else:
    print('Error : Wrong operator')
```

Q19. WAP to calculate the roots of a given quadratic equation.

Ans:

```
import math
a=int(input("Enter a "))
b=int(input("Enter b "))
c=int(input("Enter c "))
d=(b*b)-(4*a*c)
if d>=0:
    print("roots are : ")
    x1=-b+math.sqrt(d)/(2*a)
    x2=-b-math.sqrt(d)/(2*a)
    print(" x1 = =",x1)
    print(" x2 = =",x2)
else:
    print("roots are imaginary.")
```

Q20. WAP to input a digit and print it in words.

Ans:

```
n=int(input("Enter the Digit from 0 to 9: "))
print("Entered Digit is : ",end='')
if n==0:
    print("Zero")
elif n==1:
    print("One")
elif n==2:
    print("Two")
elif n==3:
    print("Three")
elif n==4:
    print("Four")
elif n==5:
    print("Five")
elif n==6:
    print("Six")
elif n==7:
    print("Seven")
elif n==8:
    print("Eight")
elif n==9:
    print("Nine")
else:
    print("Not a digit")
```

Q21. WAP to print first n odd numbers in descending order.

Ans:

```
n=int(input("Enter the Limit "))
if n%2==0:
    for i in range(n-1,0,-2):
        print(i)
else:
    for i in range(n,0,-2):
        print(i)
```

Q22. WAP to find the sum of n natural numbers.

Ans:

```
n=int(input("Enter the Limit : "))
s=0
for i in range(1,n+1):
    s=s+i
print("The sum is : ",s)
```

Q23. WAP to find the sum of first n even numbers.

Ans:

```
n=int(input("Enter the Limit : "))
s=0
for i in range(0,n+1,2):
    s=s+i
print("The sum is : ",s)
```

Q24. WAP to find the sum of first n odd numbers.

Ans:

```
n=int(input("Enter the Limit : "))
s=0
for i in range(1,n+1,2):
    s=s+i
print("The sum is : ",s)
```

Q25. WAP to print the following pattern

(a)	*	(b)	*	(c)	A	(d)	0
	**		**		AB		2 2
	***		***		ABC		4 4 4
	****		****		ABCD		8 8 8 8
	*****		*****		ABCDE		

Ans:

(a)

```
n=int(input("Enter the Limit : "))
for i in range(1,n+1):
    for j in range(1,i+1):
        print("*",end='')
    print("")
```

(b)

```
n=int(input("Enter the Limit : "))
for i in range(1,n+1):
    for k in range(n-i,0,-1):
        print(' ',end='')
    for j in range(1,i+1):
        print("*",end='')
    print("")
```

(c)

```
s=input("Enter the String : ")
n=len(s)
for i in range(0,n):
    for j in range(0,i):
        print(s[j],end=' ')
    print("")
```

(d)

```
n=int(input("Enter the Limit : "))
for i in range(0,n+1,2):
    for j in range(0,i+1,2):
        print(i,end=' ')
    print("")
```

LIST

The data type list is an ordered sequence which is mutable and made up of one or more elements.

Elements of a list are enclosed in square brackets and are separated by comma.

```
[ ]                empty list
[1, 2, 3]         list of integers
['a', 1,'b',2]   list of mixed values
[1, 2, [10, 20], 5, 6]  Nested list
```

Creating /Initializing List

```
<list name>= [ ]
LIST= [ ]                # empty list
LIST = [1, 2, 3]         #list of integers
LIST= ['a', 1,'b',2]    # list of mixed values
LIST = [1, 2, [10, 20], 5, 6]
```

Accessing Elements in a List

Each element in list is accessed using value called index. The first index value is 0, the second index is 1 and so on. Elements in the list are assigned index values in increasing order starting from 0.

Positive Index							
0	1	2	3	4	5	6	7
10	20	30	40	50	60	70	80
Negative Index							
-8	-7	-6	-5	-4	-3	-2	-1

To access an element, use square brackets with the index [] value of that element.

We may also use negative index value to access elements starting from the last element in the list, having index value -0.

```
List1=[10,20,30,40,50,60,70,80]
```

```
>>>List[6]
```

```
70
```

```
>>>List[-3]
```

```
60
```

TRAVERSING A LIST

Traversing means to access each element of the list. It can be done using **IN** operator inside a for loop or a while loop.

List traversal using for loop:

```
>>>list1=['Red','Green','Blue','Yellow', 'Black']
>>>for item in list1:
    print(item)
```

Output:RedGreenBlueYellowBlack

LIST MANIPULATION:

1. Updating elements from the list–By assigning new value to the element of the list through its index will change an element. Ex:

```
>>>l1=[1,2,3]
>>>l1[2]=4
```

2. Deleting elements from the list–the del statement is used to remove an individual item, or to remove all items identified by a slice.

```
>>>l1=[10,12,13,14]
>>>del l1[2]
```

l1

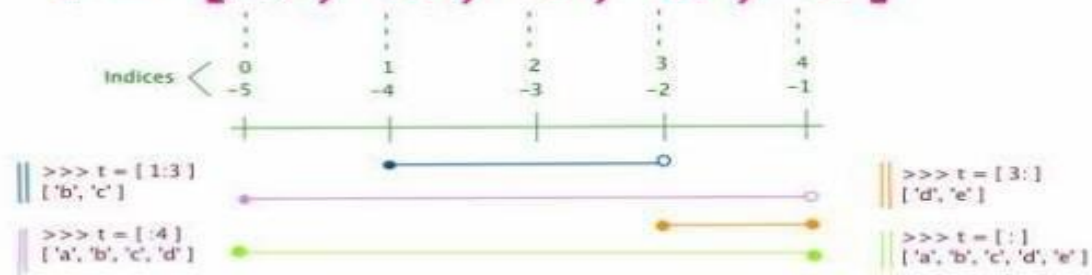
[10,12,14]

1. Slicing the list–Like string a part of the list will be displayed.

```
>>> l1=[10,12,14,20,22,24,30,32,34]
>>> l1[3:-3]
[20,22,24]
```

Slicing

t = ['a', 'b', 'c', 'd', 'e']



2. **Joining Lists**-The concatenation operator + when used with two lists, joins two lists together

```
>>>l1=[1,2,3]
```

```
>>>l2=[4,5,6]
```

```
>>>l1+l2
```

```
>>>[1,2,3,4,5,6]
```

3. **Replicating Lists**-The * operator replicates a list specified number of times.

```
>>>l1=[1,2]
```

```
>>>l1*2
```

```
>>>[1,2,1,2]
```


List Functions

Python also offers many built-in functions and methods for list manipulation. These can be applied to list as per following syntax :

<listobject>.<method name>()

Method	Description	Example
len()	Returns the length of the list passed as the argument	<pre>>>>list1=[10,20,30,40,50] >>>len(list1) 5</pre>
list()	Creates an empty list if no argument is passed	<pre>>>>list1=list() >>>list1[]</pre>
	Creates a list if a sequence is passed as an argument	<pre>>>>str1='aeiou' >>>list1=list(str1) >>>list1 ['a','e','i','o','u']</pre>
append()	<p>Appends a single element passed as an argument at the end of the list</p> <p>A list can also be appended as an element to an existing list</p>	<pre>>>>list1=[10,20,30,40] >>>list1.append(50) >>>list1 [10,20,30,40,50] >>>list1=[10,20,30,40] >>>list1.append([50,60]) >>>list1 [10,20,30,40,[50,60]]</pre>
insert()	Inserts an element at a particular index in the list	<pre>>>>list1=[10,20,30,40,50] #insertselement25atindexvalue2 >>>list1.insert(2,25) >>>list1 [10,20,25,30,40,50] >>>list1.insert(0,100) >>>list1 [100,10,20,25,30,40,50]</pre>
count()	Returns the number of times a given element appears in the list	<pre>>>>list1=[10,20,30,10,40,10] >>>list1.count(10) 3 >>>list1.count(90)</pre>

		0
remove()	Removes the given element from the list. If the element is present multiple times, only the first occurrence is removed. If the element is not present, then Value Error is generated	<pre>>>>list1=[10,20,30,40,50,30] >>>list1.remove(30) >>>list1 [10,20,40,50,30] >>> list1.remove(90) ValueError: list.remove(x) x not in list</pre>
pop()	Returns the element whose index is passed as a argument to this function and also removes it from the list. If no argument is given, then it returns and removes the last element of the list	<pre>>>>list1=[10,20,30,40,50,60] >>>list1.pop(3) 40 >>>list1 [10,20,30,50,60] >>>list1=[10,20,30,40,50,60] >>>list1.pop() 60 >>>list1 [10,20,30,40,50]</pre>
reverse()	Reverses the order of elements in the given list	<pre>>>>list1=[34,66,12,89,28,99] >>>list1.reverse() >>>list1 [99,28,89,12,66,34] >>> list1 = ['Tiger', 'Zebra', 'Lion', 'Cat', 'Elephant', 'Dog'] >>>list1.reverse() >>>list1 ['Dog', 'Elephant', 'Cat', 'Lion', 'Zebra', 'Tiger']</pre>
sort()	Sorts the elements of the given list in place	<pre>>>>list1=['Tiger','Zebra','Lion','Cat','Elephant','Dog'] >>>list1.sort() >>>list1 ['Cat', 'Dog', 'Elephant', 'Lion', 'Tiger', 'Zebra'] >>>list1=[34,66,12,89,28,99] >>>list1.sort(reverse=True) >>>list1[99,89,66,34,28,12]</pre>
min()	Returns minimum or smallest element of the list	<pre>>>>list1=[34,12,63,39,92,44] >>> min(list1) 12</pre>
max()	Returns maximum or largest element of the list	<pre>>>> max(list1)92</pre>
sum()	Returns sum of the elements of the list	<pre>>>>sum(list1) 284</pre>

PROGRAMMING PRACTICE ON LISTS

<u>1</u>	<p>Program for printing only the odd numbers of the given list</p> <pre>m = [2,7,8, 3,5,9,0] for val in m: if val%2!=0: print(val)</pre>
<u>2</u>	<p>Program for finding the sum of all even numbers in a given list</p> <pre>k= [9,4,8, 2,14,2] Sum_even=0 for val in k: if val%2==0: Sum_even+=val print("Sum of all the even numbers in the given list is", Sum_even)</pre>
<u>3</u>	<p>Program to calculate average marks of n students where n is entered by the user.</p> <pre>list1=[] print("How many students marks you want to enter:") n=int(input()) for i in range(0,n): print("Enter marks of student",(i+1),":") marks=int(input()) #append marks in the list1.append(marks)#initializ etotal total=0 for marks in list1: add marks to total total=total+marks average=total/n print("Average marks of",n,"students is:",average)</pre>
<u>4</u>	<p>Program to check if a number is present in the list or not. If the number is present, print the position of the number. Print an appropriate message if the number is not present in the list.</p>

```
list1=[]
print("Howmanynumbersdoyouwanttoenterinthelist:")
maximum=int(input())
print("Enter a list of numbers: ")
foriinrange(0,maximum):
    n=int(input())
    list1.append(n)

num=int(input("Enterthenumbertobesearched:"))

position=-1
foriinrange(0,lin(list1))
    iflist1[i]==num:
        position=i+1
    ifposition==-1:
        print("Number",num,"isnotpresentinthelist")
    else:
        print("Number",num,"ispresentat",position+1,"position")
```

DICTIONARIES

- Dictionaries are mutable which implies that the contents of the dictionary can be changed after it has been created.
- **Dictionaries are unordered and unindexed data structure**
- **It is a mapping between a set of keys and a set of values.**
- **The key-value pair is called an item.**
- A key is separated from its value by a colon (:) and consecutive items are separated by commas.
- **The keys must be unique and should be of any immutable data type .**
- **The values can be repeated and can be of any data type.**

CREATING A DICTIONARY

To create a dictionary, the items entered are separated by commas and enclosed in curly braces. Each item is a key value pair, separated through colon (:).

```
#dict1 is an empty dictionary
```

```
>>> dict1 = {}
>>> dict1
```

```
#dict3 is the dictionary that maps names of the student to marks in percentage
```

```
>>> dict3 = {'Mohan':95, 'Ram':89, 'Suhel':92, 'Sangeeta':85}
>>> dict3
{'Mohan':95, 'Ram':89, 'Suhel':92, 'Sangeeta':85}
```

ACCESSING ITEMS IN A DICTIONARY

The items of a dictionary are accessed via the keys. Each key serves as the index and maps to a value.

```
<dict>[<key>]
```

```
>>> dict3 = {'Mohan':95, 'Ram':89, 'Suhel':92, 'Sangeeta':85}
>>> dict3['Ram']
89
```

In the above example the key 'Ram' always maps to the value 89

* If the key is not present in the dictionary we get Key Error.

MEMBERSHIP OPERATION

The membership operator IN

checks if the key is present in the dictionary and returns True, else it returns False.

```
>>> dict1 = {'Mohan':95,'Ram':89,'Suhel':92,'Sangeeta':85}
>>> 'Suhel' in dict1
True
```

The not in operator returns True if the key is not present in the dictionary, else it returns False.

ADDING A NEW ITEM

We can add a new item to the dictionary as shown in the following example:

```
>>> dict1 = {'Mohan':95,'Ram':89,'Suhel':92,'Sangeeta':85}
>>> dict1['Meena']=78
>>> dict1
{'Mohan':95,'Ram':89,'Suhel':92,'Sangeeta':85,'Meena':78}
```

UPDATING AN EXISTING ITEM

The existing dictionary can be modified by just overwriting the key-value pair.

```
>>> dict1 = {'Mohan':95,'Ram':89,'Suhel':92,'Sangeeta':85}
#Marks of Suhel changed to 93.5
>>> dict1['Suhel']=93.5
>>> dict1
{'Mohan':95,'Ram':89,'Suhel':93.5,'Sangeeta':85}
```

TRAVERSING A DICTIONARY

We can access each item of the dictionary or traverse a dictionary using for loop.

```
>>> dict1 = {'Mohan':95,'Ram':89,'Suhel':92, 'Sangeeta':85}
```

Method 1:

```
>>> for key in dict1:
    print (key,':',dict1[key])
Mohan:95
Ram :89
Suhel:92
Sangeeta:85
```

Method2:

```
>>> for key,value in dict1.items():
    print(key,':',value)
Mohan:95
Ram:89
Suhel:92
Sangeeta:85
```

DELETING ELEMENT

We can remove an item from the existing dictionary by using del command or using pop()

1. Using del command- The keyword del is used to delete the key present in the dictionary. If the key is not found, then it raises an error.

del <dict>[key]

2. Using pop() method – pop() method will not delete the item specified by the key from the dictionary but also return the deleted value.

<dict>.pop(key)

3. popitem()- It returns and removes the last inserted item from dictionary

<dict>.popitem()

DICTIONARY METHODS AND BUILT-IN FUNCTIONS

Python provides many functions to work on dictionaries.

Method	Description	Example
dict()	Creates a dictionary from a sequence of key-value pairs	<pre>pair1=[('Mohan',95),('Ram',89), ('Suhel',92),('Sangeeta',85)] >>>pair1 [('Mohan',95),('Ram',89),('Suhel', 92),('Sangeeta',85)] >>>dict1=dict(pair1) >>>dict1 {'Mohan':95,'Ram':89,'Suhel':92, 'Sangeeta':85}</pre>
len()	Returns the length or number of key: value pairs of the dictionary passed as the argument	<pre>>>> dict1 = {'Mohan':95,'Ram':89,'Suhel':92,'Sangeeta':85 } >>>len(dict1) 4</pre>
keys()	Returns a list of keys in the dictionary	<pre>>>> dict1 = {'Mohan':95, 'Ram':89,'Suhel':92,'Sangeeta':85 } >>>dict1.keys() dict.keys(['Mohan', 'Ram', 'Suhel', 'Sangeeta'])</pre>
values()	Returns a list of values in the dictionary	<pre>>>> dict1 = {'Mohan':95, 'Ram':89,'Suhel':92,'Sangeeta':85 } >>> dict1.values() dict.values([95,89,92,85])</pre>
items()	Returns a list of tuples (key—value) pair	<pre>>>> dict1 = {'Mohan':95, 'Ram':89,'Suhel':92,'Sangeeta':85 } >>>dict1.items() Dict.items([('Mohan',95),('Ram',89), ('Suhel',92),('Sangeeta',85)])</pre>
get()	Returns the value corresponding to the key passed as the argument If the key is not present in the dictionary it will return None	<pre>>>> dict1 = {'Mohan':95, 'Ram':89,'Suhel':92,'Sangeeta':85 } >>> dict1.get('Sangeeta')85</pre>
update()	appends the key-value pair of the dictionary passed as the argument to the key-value pair of the given dictionary	<pre>>>> dict1 = {'Mohan':95, 'Ram':89,'Suhel':92,'Sangeeta':85 } >>>dict2={'Sohan':79,'Geeta':89} >>>dict1.update(dict2) >>>dict1 {'Mohan':95,'Ram':89,'Suhel':92,</pre>

		'Sangeeta':85,'Sohan':79,'Geeta':89} >>>dict2 {'Sohan':79,'Geeta':89}
clear()	Deletesorclearalltheitems ofthedictionary	>>> dict1 = {'Mohan':95,'Ram':89,'Suhel':92,'Sangeeta':85 } >>>dict1.clear() >>>dict1 {}
del()	Deletestheitemwiththegivenkey Todeletethedictionaryfromthem emoryewrite: delDict_name	>>> dict1 = {'Mohan':95,'Ram':89,'Suhel':92,'Sangeeta':85 } >>>deldict1['Ram'] >>>dict1 {'Mohan':95,'Suhel':92,'Sangeeta':85}

PROGRAMMING PRACTICE ON DICTIONERY

<u>1</u>	<p>Program to count the number of times a character appears in a given string.</p> <pre>st=input("Enter a string:") dic={} for ch in st: if ch in dic: dic[ch]+=1 else: dic[ch]=1 for key in dic: print(key,':',dic[key])</pre>
<u>2</u>	<p>Program to convert a number entered by the user into its corresponding number in words.</p> <p><i>(for example if the input is 876 then the output should be 'Eight Seven Six'.)</i></p> <pre>num=input("Enter any number:") numberNames={0:'Zero',1:'One',2:'Two',3:'Three',4:'Four',\ 5:'Five',6:'Six',7:'Seven',8:'Eight',9:'Nine'} result="" for ch in num: key=int(ch) value=numberNames[key] result = result + ' ' + value print("The number is:",num) print("The number name is:",result)</pre>
<u>3</u>	<p>A program to enter names of employees and their salaries as input and store them in a dictionary. Here is the input by the user.</p> <pre>num=int(input("Enter the number of employees whose data to be stored:")) count=1 employee=dict() for count in range(1,num+1): name=input("Enter the name of the Employee:") salary = int(input("Enter the salary: ")) employee[name]=salary print("\n\nEMPLOYEE_NAME\tSALARY") for key in employee: print(key, '\t', employee[key])</pre>

--	--

LET'S PRACTICE

MULTIPLE CHOICE QUESTIONS

1. Which of the following commands will create a list?

- a) `list1 = list()`
- b) `list1 = []`
- c) `list1 = list([1, 2, 3])`
- d) all of the mentioned

Answer: d

2. What is the output when we execute `list("hello")`?

- a) `['h', 'e', 'l', 'l', 'o']`
- b) `['hello']`
- c) `['llo']`
- d) `['olleh']`

Answer: a

3. Suppose `listExample` is `['h','e','l','l','o']`, what is `len(listExample)`?

- a) 5
- b) 4
- c) None
- d) Error

Answer: a

4. Suppose `list1` is `[2445,133,12454,123]`, what is `max(list1)`?

- a) 2445
- b) 133
- c) 12454
- d) 123

Answer: c

5. Suppose `list1` is `[3, 5, 25, 1, 3]`, what is `min(list1)`?

- a) 3
- b) 5
- c) 25
- d) 1

Answer: d

6. Suppose list1 is [1, 5, 9], what is sum(list1)?

- a) 1
- b) 9
- c) 15
- d) Error

Answer: c

7. Suppose list1 is [4, 2, 2, 4, 5, 2, 1, 0], Which of the following is correct syntax for slicing operation?

- a) print(list1[2:])
- b) print(list1[:2])
- c) print(list1[:-2])
- d) all of the mentioned

Answer: d

8. Suppose list1 is [2, 33, 222, 14, 25], What is list1[-1]?

- a) Error
- b) None
- c) 25
- d) 2

Answer: c

9. Suppose list1 is [2, 33, 222, 14, 25], What is list1[:-1]?

- a) [2, 33, 222, 14]
- b) Error
- c) 25
- d) [25, 14, 222, 33, 2]

Answer: a

10. What will be the output of the following Python code?

- ```
1. >>>names =['Amir', 'Bear', 'Charlton', 'Daman']
2. >>>print(names[-1])
```

- a) A
- b) Daman
- c) Error
- d) n

**Answer: d**

11. Suppose list1 is [1, 3, 2], What is list1 \* 2?

- a) [2, 6, 4]
- b) [1, 3, 2, 1, 3]
- c) [1, 3, 2, 1, 3, 2]
- d) [1, 3, 2, 3, 2, 1]

**Answer: c**

12. What will be the output of the following Python code?

```
1. >>>list1 =[11, 2, 23]
2. >>>list2 =[11, 2, 2]
3. >>>list1 < list2
```

- a) True
- b) False
- c) Error
- d) None

**Answer: b**

13.. To add a new element to a list we use which command?

- a) list1.add(5)
- b) list1.append(5)
- c) list1.addLast(5)
- d) list1.addEnd(5)

**Answer: b.**

14. To insert 5 to the third position in list1, we use which command?

- a) list1.insert(3, 5)
- b) list1.insert(2, 5)
- c) list1.add(3, 5)
- d) list1.append(3, 5)

**Answer: b**

15. To remove string "hello" from list1, we use which command?

- a) list1.remove("hello")
- b) list1.remove(hello)
- c) list1.removeAll("hello")
- d) list1.removeOne("hello")

**Answer :a**

## Dictionary

1. Which of these about a dictionary is false?
  - a) The values of a dictionary can be accessed using keys
  - b) The keys of a dictionary can be accessed using values
  - c) Dictionaries aren't ordered
  - d) Dictionaries are mutable

**Answer: b**

2. Which of the following is not a declaration of the dictionary?
  - a) {1: 'A', 2: 'B'}
  - b) dict([[1,"A"],[2,"B"]])
  - c) {1,"A",2"B"}
  - d) { }

**Answer: c**

3. What will be the output of the following Python code snippet?

```
a={1:"A",2:"B",3:"C"}
for i,j in a.items():
 print(i,j,end=" ")
```

- a) 1 A 2 B 3 C
- b) 1 2 3
- c) A B C
- d) 1:"A" 2:"B" 3:"C"

**Answer: a**

4. What will be the output of the following Python code snippet?

```
a={1:"A",2:"B",3:"C"}
print(a.get(1,4))
```

- a) 1
- b) A
- c) 4
- d) Invalid syntax for get method

**Answer: b**

5. What will be the output of the following Python code snippet?

```
a={1:"A",2:"B",3:"C"}
print(a.get(5,4))
```

- a) Error, invalid syntax
- b) A
- c) 5

d) 4

**Answer: d**

6. What will be the output of the following Python code snippet?

```
a={1:"A",2:"B",3:"C"}
print(a.setdefault(3))
```

- a) {1: 'A', 2: 'B', 3: 'C'}
- b) C
- c) {1: 3, 2: 3, 3: 3}
- d) No method called setdefault() exists for dictionary

Answer: b

7. What will be the output of the following Python code snippet?

```
a={1:"A",2:"B",3:"C"}
a.setdefault(4,"D")
print(a)
```

- a) {1: 'A', 2: 'B', 3: 'C', 4: 'D'}
- b) None
- c) Error
- d) [1,3,6,10]

Answer: a

8. What will be the output of the following Python code?

```
a={1:"A",2:"B",3:"C"}
b={4:"D",5:"E"}
a.update(b)
print(a)
```

- a) {1: 'A', 2: 'B', 3: 'C'}
- b) Method update() doesn't exist for dictionaries
- c) {1: 'A', 2: 'B', 3: 'C', 4: 'D', 5: 'E'}
- d) {4: 'D', 5: 'E'}

**Answer: c**

9. What will be the output of the following Python code?

```
a={1:"A",2:"B",3:"C"}
b=a.copy()
b[2]="D"
print(a)
```

- a) Error, copy() method doesn't exist for dictionaries
- b) {1: 'A', 2: 'B', 3: 'C'}

- c) {1: 'A', 2: 'D', 3: 'C'}
- d) "None" is printed

**Answer: b**

10. What will be the output of the following Python code?

```
a={1:"A",2:"B",3:"C"}
a.clear()
print(a)
```

- a) None
- b) { None:None, None:None, None:None }
- c) { 1:None, 2:None, 3:None }
- d) { }

**Answer: d**



### SHORT ANSWER TYPE QUESTIONS

|          |                                                                                                                                                                                                                                                                                                                                                                                                                                                                                                                                                                                                                                             |
|----------|---------------------------------------------------------------------------------------------------------------------------------------------------------------------------------------------------------------------------------------------------------------------------------------------------------------------------------------------------------------------------------------------------------------------------------------------------------------------------------------------------------------------------------------------------------------------------------------------------------------------------------------------|
| <u>1</u> | What is the output of <code>print list[0]</code> if <code>list = [ 'abcd', 786 , 2.23, 'john', 70.2 ]</code> ?                                                                                                                                                                                                                                                                                                                                                                                                                                                                                                                              |
|          | Ans: abcd                                                                                                                                                                                                                                                                                                                                                                                                                                                                                                                                                                                                                                   |
| <u>2</u> | What is the output of <code>print tinylist * 2</code> if <code>tinylist = [123, 'john']</code> ?                                                                                                                                                                                                                                                                                                                                                                                                                                                                                                                                            |
|          | Ans: [123,'john',123,'john']                                                                                                                                                                                                                                                                                                                                                                                                                                                                                                                                                                                                                |
| <u>3</u> | What is the output of <code>print list[2:]</code> if <code>list = [ 'abcd', 786 , 2.23, 'john', 70.2 ]</code> ?                                                                                                                                                                                                                                                                                                                                                                                                                                                                                                                             |
|          | Ans: [2.23,'john',70.2]                                                                                                                                                                                                                                                                                                                                                                                                                                                                                                                                                                                                                     |
| <u>4</u> | What do you understand by list ?                                                                                                                                                                                                                                                                                                                                                                                                                                                                                                                                                                                                            |
|          | Ans: A list is the data structure which is mutable and ordered sequence of Elements                                                                                                                                                                                                                                                                                                                                                                                                                                                                                                                                                         |
| <u>5</u> | What is a nested list ?                                                                                                                                                                                                                                                                                                                                                                                                                                                                                                                                                                                                                     |
|          | Ans: A list inside another the list is known as nested list                                                                                                                                                                                                                                                                                                                                                                                                                                                                                                                                                                                 |
| <u>6</u> | Write a short note on indexing in a list                                                                                                                                                                                                                                                                                                                                                                                                                                                                                                                                                                                                    |
|          | <p>Ans: Each element in list is accessed using value called index.</p> <ul style="list-style-type: none"><li>• The first index value is 0, the second index is 1 and so on.</li><li>• Elements in the list are assigned index values in increasing order starting from 0.</li><li>• To access an element, use square brackets with the index [] value of that element.</li><li>• We may also use negative index value to access elements starting from the last element in the list, having index value -1.</li></ul> <p>Eg: L=[1, 2, 3, 4, 5]<br/><code>print(L[0])</code> will display 1 and <code>print(L[-1])</code> will display 5</p> |
| <u>7</u> | <p><b>Predict the output based on the list, <code>cod = [98, 45, 62, 14, 1007]</code></b></p> <p>a) <code>print(len(cod))</code><br/>Ans :5</p> <p>b) <code>print(cod * 2)</code><br/>Ans: [98, 45, 62, 14, 1007, 98, 45, 62, 14, 1007]</p> <p>c) <code>print(1007 in cod)</code><br/>Ans: True</p> <p>d) <code>print(cod[:2]+cod[2:])</code><br/>Ans : [98, 45, 62, 14, 1007]</p> <p>e) <code>cod=[98, 45, 62, 14, 1007, 1010]</code><br/><code>print(cod. pop(1))</code></p>                                                                                                                                                              |

|           |                                                                                                                                                                                                                                                                                                                                                                                                                                                                                                               |
|-----------|---------------------------------------------------------------------------------------------------------------------------------------------------------------------------------------------------------------------------------------------------------------------------------------------------------------------------------------------------------------------------------------------------------------------------------------------------------------------------------------------------------------|
|           | Ans:45                                                                                                                                                                                                                                                                                                                                                                                                                                                                                                        |
| <b>8</b>  | <p><b>The record of a student is stored as a list in the following format(Name, Roll.No, Marks in 3 subjects, Percentage)</b><br/> <b>RecordList = ['Komal', 'A-19', [71, 86, 72], 76.3]</b></p> <p>Write Python statements to retrieve the following information from the list, RecordList</p> <ul style="list-style-type: none"> <li>• Name of the student</li> <li>• Mark in the first subject</li> <li>• Percentage obtained</li> <li>• Change the name of the Student from “Komal” to “Kunal”</li> </ul> |
|           | <pre>Ans :RecordList[0] RecordList[2][0] RecordList[-1] RecordList[0]="Kunal"</pre>                                                                                                                                                                                                                                                                                                                                                                                                                           |
| <b>9</b>  | <p><b>Write a program to accept elements of a list from the user. Multiply all the elements of the list with 7 and display the elements.</b></p>                                                                                                                                                                                                                                                                                                                                                              |
|           | <pre>Ans : num = eval(input("Enter a list of numbers:")) for i in range(len(num)):     num[i] = num[i] * 7 print("List after processing", num)</pre>                                                                                                                                                                                                                                                                                                                                                          |
| <b>10</b> | <p><b>Consider the following list, p = ['v', 'a', 'c', 'c', 'i', 'n', 'a', 't', 'i', 'o', 'n'].</b></p> <p><b>Write a program to display each character along with its positive index and negative index</b></p>                                                                                                                                                                                                                                                                                              |
|           | <pre>Ans : pos_index=0 neg_index=-1 for val in p:     print(val, "Positive index=", pos_index, "Negative index=",           neg_index) pos_index +=1           neg_index -=1</pre>                                                                                                                                                                                                                                                                                                                            |
| <b>11</b> | <p><b>Differentiate between list and dictionary with examples</b></p>                                                                                                                                                                                                                                                                                                                                                                                                                                         |
|           | <p>List vs Dictionary</p> <ol style="list-style-type: none"> <li>1. Lists are mutable ordered sequences of values while Dictionaries are mutable unordered collection with items in the form of key-value pairs.</li> </ol>                                                                                                                                                                                                                                                                                   |

|           |                                                                                                                                                                                                                                                                                                                                                                                                                                                                                                      |
|-----------|------------------------------------------------------------------------------------------------------------------------------------------------------------------------------------------------------------------------------------------------------------------------------------------------------------------------------------------------------------------------------------------------------------------------------------------------------------------------------------------------------|
|           | <p>2. List value can be accessed with indices, whereas dictionary values are accessible with the keys.</p> <p>Eg:     L=[1, 2, 3, 4, 5]<br/> D = {1:'one', 2:'two', 3:'three'}</p>                                                                                                                                                                                                                                                                                                                   |
| <b>12</b> | <p><b>Predict the output based on the list, cod = [98, 45, 62, 14, 1007]</b></p> <ol style="list-style-type: none"> <li>1. print(len(cod+cod))</li> <li>2. print(cod[2:4] * 3)</li> <li>3. print('14' not in cod)</li> <li>4. print(50-5 in cod)</li> <li>5. print(cod[::-1]+cod[0:1])</li> </ol>                                                                                                                                                                                                    |
|           | <p><b>Ans : a.10</b><br/> <b>b. [62, 14, 62, 14, 62, 14]</b><br/> <b>c. True</b><br/> <b>d. True</b><br/> <b>e. [1007, 14, 62, 45, 98, 98]</b></p>                                                                                                                                                                                                                                                                                                                                                   |
| <b>13</b> | <p><b>The record of a student is stored as a list in the following format(Name, Roll.No, Marks in 3 subjects, Percentage)</b><br/> <b>RecordList = ['Komal', 'A-19', [71, 86, 72], 76.3]</b></p> <p>Write Python statements to retrieve the following information from the list, RecordList</p> <ol style="list-style-type: none"> <li>. Percentage of the student</li> <li>a. Total of all the marks</li> <li>b. Maximum mark obtained</li> <li>c. Copy only the marks to a new list, m1</li> </ol> |
|           | <p><b>Ans:</b></p> <ol style="list-style-type: none"> <li>. <b>RecordList[3] (or) RecordList[-1]</b></li> <li>a. <b>Sum(RecordList[2])</b></li> <li>b. <b>max(RecordList[2])</b></li> <li>c. <b>m1=RecordList[2]</b></li> </ol>                                                                                                                                                                                                                                                                      |
| <b>14</b> | <p><b>Write a program to accept elements of a list from the user. Multiply elements of the list with 7, if an element is a multiple of 7 otherwise multiply each element with 4. After processing, display the elements.</b></p>                                                                                                                                                                                                                                                                     |
|           | <p><b>Ans:</b></p> <pre> num = eval(input("Enter a list of numbers:"))  for i in range(len(num)):     if num[i]%7==0:         num[i] = num[i] * 7     else:         num[i] = num[i] * 4 print("List after processing", num) </pre>                                                                                                                                                                                                                                                                   |

|           |                                                                                                                                                                                                                                                  |
|-----------|--------------------------------------------------------------------------------------------------------------------------------------------------------------------------------------------------------------------------------------------------|
| <b>15</b> | <b>Consider the following list, p = ['v', 'a', 'c', 'c', 'i', 'n', 'a', 't', 'i', 'o', 'n']. Write a program to display each character along with its frequency of occurrence, and also excluding duplicates from displaying multiple times.</b> |
|           | <b>Ans :</b><br><pre> k=[] for val in p:     if val not in k:         c = p.count(val)         print(val, "occurs", c, "times")         k.append(val) </pre>                                                                                     |

**Worksheet Dictionary (Level 1)**

|   |                                                                                                                                                                                                                                                                                                                      |
|---|----------------------------------------------------------------------------------------------------------------------------------------------------------------------------------------------------------------------------------------------------------------------------------------------------------------------|
| 1 | What is python dictionary                                                                                                                                                                                                                                                                                            |
|   | Ans: dictionary consists of a collection of key-value pairs. Each key-value pair maps the key to its associated value. Dictionary is listed in curly brackets, inside these curly brackets, keys and values are declared. Each key is separated from its value by a colon (:), while commas separating each element. |
| 2 | What are the properties of dictionary                                                                                                                                                                                                                                                                                |
|   | Ans: Dictionaries hold the data as key-value pairs. For each key, we have a value that makes the dictionaries very easy to access.<br><br>Dictionaries are unordered and their data elements are not accessible in a defined order                                                                                   |
| 3 | What is dict() in dictionary                                                                                                                                                                                                                                                                                         |
|   | Ans: The <b>dict()</b> is a constructor to create a dictionary. It does not return anything.                                                                                                                                                                                                                         |
| 4 | Write the code to print all the keys of the dictionary                                                                                                                                                                                                                                                               |
|   | Ans: To get all keys of the Python dictionary inbuilt keys() method is used.                                                                                                                                                                                                                                         |



## Worksheet Dictionary Level -2

|            |                                                                                                                                                                                                                                                                                                                                                                                                                                                                                                                                                      |
|------------|------------------------------------------------------------------------------------------------------------------------------------------------------------------------------------------------------------------------------------------------------------------------------------------------------------------------------------------------------------------------------------------------------------------------------------------------------------------------------------------------------------------------------------------------------|
| <b>1</b>   | <b>Write a python statement to add a new key, 11 and corresponding value “Eleven” to the dictionary, “ODD “</b>                                                                                                                                                                                                                                                                                                                                                                                                                                      |
|            | <b>Ans</b> ODD[11] = “Eleven”                                                                                                                                                                                                                                                                                                                                                                                                                                                                                                                        |
| <b>2</b>   | <p><b>Consider the following dictionary cpwords:</b><br/> cpwords = {"Soil": "Pollution", "Traffic": "Jam", "Air": "Purifier", "Play": "Ground"}<br/> Find the output of the following statements</p> <ul style="list-style-type: none"> <li>. print(cpwords['Soil'])</li> <li>a. print(cpwords.keys())</li> <li>b. print(cpwords.values())</li> <li>c. cpwords.update({"Play": "Station"}) print(cpwords)</li> <li>d. del cpwords["Traffic"]<br/>print(cpwords)</li> <li>e. cpwords.update({"Water": "Conservation"})<br/>print(cpwords)</li> </ul> |
| <b>Ans</b> | <ul style="list-style-type: none"> <li>. <b>Pollution</b></li> <li>a. <b>dict_keys["Soil", "Traffic", "Air", "Play"]</b></li> <li>b. <b>dict_values["Pollution", "Jam", "Purifier", "Ground"]</b></li> <li>c. <b>{"Soil": "Pollution", "Air": "Purifier", "Play": "Ground"}</b></li> <li>d. <b>{"Soil": "Pollution", "Traffic": "Jam", "Air": "Purifier", "Play": "Station"}</b></li> <li>e. <b>{"Soil": "Pollution", "Air": "Purifier", "Play": "Ground", "Water": "Conservation"}</b></li> </ul>                                                   |
| <b>3</b>   | <p><b>0. Write Python statements for performing the following on a dictionary, “PTM”</b></p> <ul style="list-style-type: none"> <li>. To check whether the value “s1” is existing as the dictionary’s keys</li> <li>a. To remove the key ‘s3’ and its corresponding values from the dictionary</li> <li>b. To find the number of elements in a dictionary</li> <li>c. To change the value corresponding to “s5” to 99</li> <li>d. To find the minimum value among the keys of the dictionary</li> </ul>                                              |
| <b>Ans</b> | <ul style="list-style-type: none"> <li>. <b>‘s1’ in PTM</b></li> <li>a. <b>PTM.clear()</b></li> <li>b. <b>len(PTM)</b></li> <li>c. <b>PTM[‘s5’]=99</b></li> <li>d. <b>min(PTM)</b></li> </ul>                                                                                                                                                                                                                                                                                                                                                        |
| <b>4</b>   | <b>Write a Python program to accept names of 5 students and their corresponding marks, and adds it to a dictionary named Stu_mark.</b>                                                                                                                                                                                                                                                                                                                                                                                                               |
| <b>Ans</b> | <pre>Stu_mark={ } for i in range(5):</pre>                                                                                                                                                                                                                                                                                                                                                                                                                                                                                                           |

|            |                                                                                                                                                                                                                                                                            |
|------------|----------------------------------------------------------------------------------------------------------------------------------------------------------------------------------------------------------------------------------------------------------------------------|
|            | <pre> name = input("Enter the name of the student") mark = int(input("Enter the mark obtained")) Stu_mark[name] = mark  print(Stu_mark) </pre>                                                                                                                             |
| <b>5</b>   | <b>Write a Python program that can accept a month's number( from 1 to 12) and display the number of days in the given month, based on an existing dictionary month, which has number of the month as keys and the number of days as values.</b>                            |
| <b>Ans</b> | <pre> month={1: 31, 2: 28, 3: 31, 4: 30, 5: 31, 6:30, 7: 31, 8: 31, 9: 30, 10: 30, 11:30,12: 31}  mon = int(input("Enter the number of the month")) if mon in month:     d = month[m1]     print(mon, "has", d, "days") else:     print("Enter a valid month name") </pre> |
|            |                                                                                                                                                                                                                                                                            |
|            |                                                                                                                                                                                                                                                                            |

### Worksheet Dictionary Level -3

|     |                                                                                                                                                                                                                                                                                                                                                                                                                                                                                         |
|-----|-----------------------------------------------------------------------------------------------------------------------------------------------------------------------------------------------------------------------------------------------------------------------------------------------------------------------------------------------------------------------------------------------------------------------------------------------------------------------------------------|
| 1   | <p><b>Write a python statement, to delete the item from the dictionary corresponding to the key 9 of the following dictionary,</b></p> <p style="text-align: center;">ODD = {1:'One',3:'Three',5:'Five',7:'Seven',9:'Nine'}</p>                                                                                                                                                                                                                                                         |
| Ans | <b>ODD = {1:'One',3:'Three',5:'Five',7:'Seven',9:'Nine'}</b>                                                                                                                                                                                                                                                                                                                                                                                                                            |
| 2   | <p><b>Consider the following dictionary cpwords:</b></p> <p>cpwords = {"Soil": "Pollution", "Traffic": "Jam", "Air": "Purifier", "Play": "Ground"}</p> <p>Find the output of the following statements</p> <p>. print(cpwords.get("Air"))</p> <p>a. print("Play" in cpwords.keys())</p> <p>b. print("ground" not in cpwords.values())</p> <p>d.cpwords.update({"play": "Station"})</p> <p>print(cpwords)</p> <p>c. del cpwords["Jam"]</p>                                                |
| Ans | <p>. Purifier</p> <p>a. True</p> <p>b. True</p> <p>c. {"Soil": "Pollution", "Air": "Purifier", "Play": "Ground", "play": "Station" }</p> <p>d. KeyError</p>                                                                                                                                                                                                                                                                                                                             |
| 3   | <p><b>Write Python statements for performing the following on a dictionary, "PTM"</b></p> <p>. To check whether the value "s1" is existing as the dictionary's values</p> <p>a. To remove the value 93 from the dictionary</p> <p>b. To concatenate dictionary, d2={"s5": 100, "s9": 97} with PTM</p> <p>c. To find the minimum value among the values of the dictionary</p> <p>d. To add a key "s8" with value 74, if the key already exists then it should only update the value.</p> |
| Ans | <p>. 's1' in PTM.values()</p> <p>a. for key in PTM:<br/>if PTM[key]==93:<br/>del PTM[key]</p> <p style="text-align: center;">b. PTM.update(d2)</p> <p>. min(PTM.values())</p> <p>. <b>PTM.update({'s8': 74})</b></p>                                                                                                                                                                                                                                                                    |
| 4   | <p>Write a Python program to accept names of 5 students and their corresponding marks, and adds it to a dictionary named Stu_mark. Input a student name and display his/ her corresponding mark.</p>                                                                                                                                                                                                                                                                                    |



|     |                                                                                                                                                                                                                                                                                                                           |
|-----|---------------------------------------------------------------------------------------------------------------------------------------------------------------------------------------------------------------------------------------------------------------------------------------------------------------------------|
|     |                                                                                                                                                                                                                                                                                                                           |
| Ans | <pre>for i in range(5):     name = input("Enter the name of the student")     mark = int(input("Enter the mark obtained"))     Stu_mark[name] = mark     Name1 = input("Enter a name for searching")     if Name1 in Stu_marks:         print(Stu_marks[Name1])     else:         print("No such student exists..")</pre> |

# DATABASE CONCEPT

1. Database - A database is collection of interrelated data; a database system is basically a computer record keeping system
2. Type of database model
  1. Relational: A relation is a two-dimensional table.
  2. Hierarchical
  3. Network
  4. Object oriented
3. Key Concepts of Database
  1. Database Schema -table A database table is a collection of rows and columns which describes the basic storage structure of RDBMS.
  2. Data Constraint -keys
  3. Meta data - data about data
  4. Database Instance - Copy of Schema
  5. Query -Sql Command
  6. Data Manipulation - insertion, deletion and updating
4. Properties of data base
  1. Databases Reduces Redundancy
  2. Database Controls Inconsistency
  3. Database facilitate Sharing data
  4. Database ensures Security
  5. Database maintains Integrity
  6. Database enforces Standard
5. Common Databases (RDBMS)
  1. Oracle, SQL Server, DB2, Foxpro etc – These are proprietary RDBMS
  2. MySQL, SQLite, PostgreSQL etc – these are open source RDBMS

## 6. Definitions

**Database**. - It refers to collection of logically related data.

**Data Redundancy**. - The duplication of data is known as data redundancy.

**Data Inconsistency**. - Multiple mismatching copies of same data represent data inconsistency.

**Data Security**. - Protection of data against accidental or intentional disclosure to unauthorized persons, or unauthorised modification or destruction.

**Data Privacy**. - Rights of individuals and organizations to determine for themselves when, how and to what extent information about them is to be transmitted to others.

**DDL**.- Data Definition Language. SQL part-language that facilitates defining creation/modification etc. of database objects such as tables, indexes, sequences etc. For example, CREATE, DROP, ALTER etc.

**DML**.- Data Manipulation Language. SQL part-language that facilitates manipulation (addition/deletion/modification) of data residing in database tables. For example, SELECT, INSERT etc.

**Relational Data Model**. The data model wherein the data is organized into tables called relations. Relationship among multiple tables is established on the basis of common column.

**Attribute**.- A column in a relation is called attribute.

**Tuple** - A row in a relation is called tuple.

**Degree**.- Number of attributes in a relation is called its degree.

**Cardinality**.- Number of tuples in a relation is called its cardinality.

**Domain**.- A pool of values where from a field can draw values is called domain.

**Relation**. A table having non-empty atomic values with unordered rows and columns is a relation. SQL. Structured Query Language. A non-procedural UGL used for querying upon relational databases. Tuple. A row in a relation is called tuple.

**View**. A virtual table that does not really exist in its own right but is instead derived from one or more underlying base tables is called a view.

\*\*\*\*\*

**MCQ**

|   |                                                                                                                                                                                                                                                                                                                                                                                            |
|---|--------------------------------------------------------------------------------------------------------------------------------------------------------------------------------------------------------------------------------------------------------------------------------------------------------------------------------------------------------------------------------------------|
| 1 | Each table comprises of _____ and _____<br>(A) rows, columns (B) data, information (C) database, table (D) None of these                                                                                                                                                                                                                                                                   |
|   | Ans. Option (A) is correct.<br>Explanation: A database is an organized collection of data that is arranged in rows and columns.                                                                                                                                                                                                                                                            |
| 2 | The design of the database is known as what?<br>(A) Attribute (b) Database Schema<br>(C) obstruction (D) Database Oriented                                                                                                                                                                                                                                                                 |
|   | Ans. Option (B) is correct<br>Explanation: Database schema is the logical representation of data which shows how the data is stored logically in the entire database.                                                                                                                                                                                                                      |
| 3 | A relational database is a collection of<br>(A) Attributes (C) Records<br>(B) Tables (D) Fields<br>Explanation: In a relational database, all data is arranged in tables, which are made up of rows and columns.                                                                                                                                                                           |
| 4 | A tuple in RDBMS is referred to _____ of a table<br>(A) Record (B) Field<br>(C) Table (D) Key                                                                                                                                                                                                                                                                                              |
|   | Ans. Option (A) is correct<br>Explanation: A single row of a table, that contains a single record for that relation is called a tuple.                                                                                                                                                                                                                                                     |
| 5 | Which of the following are used in data defini- tion?<br>(a) DML (c) TCL<br>(b) DDL (d) None of these                                                                                                                                                                                                                                                                                      |
|   | Ans. Option (B) is correct.                                                                                                                                                                                                                                                                                                                                                                |
| 6 | A field of a table is termed as<br>. Row (C)Attribute<br>. Tuple (D) Key                                                                                                                                                                                                                                                                                                                   |
|   | Ans - Option (c) is Correct<br>Explanation – In RDBMS Columns or field are termed as attributes                                                                                                                                                                                                                                                                                            |
| 7 | A _____ is a collection of interrelated data, stored to server multiple applications<br>. File (C) Information<br>. Datafile (D) Database                                                                                                                                                                                                                                                  |
|   | Ans. Option D is correct                                                                                                                                                                                                                                                                                                                                                                   |
|   | Assertion and Reason Based MCQs<br>Directions: In the following questions, A statement of Assertion (A) is followed by a statement of Reason (R). Mark the correct choice as.<br>. Both A and R are true and R is the correct explanation for A<br><br>(B) Both A and R are true and R is not correct explanation for A.<br>(C) A is true but R is false.<br>(D) A is false but R is true. |
| 8 | Assertion (A): A database consists of a number of tables.<br>Reason (R): Each table comprises of rows and re- cords.                                                                                                                                                                                                                                                                       |

|        |                                                                                                                                                                                                                                                                                                 |
|--------|-------------------------------------------------------------------------------------------------------------------------------------------------------------------------------------------------------------------------------------------------------------------------------------------------|
|        | <p>Ans. Option (C) is correct.</p> <p>Explanation: A database consists of a number of tables. Each table comprises of rows (records) and columns (attributes). Each record contains values for the the corresponding attributes. The value of the attributes for a record are interrelated.</p> |
| 9      | <p>Assertion (A): TCL stands for Transaction Control Language.</p> <p>Reason (R): These commands perform retrieval, insertion, deletion and modification etc. on data-bases.</p>                                                                                                                |
|        | <p>Ans. Option (C) is correct.</p> <p>Explanation: TCL commands allows you to manage and control the transactions.</p>                                                                                                                                                                          |
| 1<br>0 | <p>Assertion (A): Databases Reduces Redundancy</p> <p>Reason (R): Database Controls Inconsistency</p>                                                                                                                                                                                           |
|        | <p>Ans – Option A is Correct</p>                                                                                                                                                                                                                                                                |

### Short Answer Question

Q. 1. What is relation? Define the relational data model.

Ans. A relation is a table having atomic values, unique and unordered rows and columns. The relational model represent data and relationship among data by a collection of tables known as relation, each of which has a number of columns with unique

Q. 2. What is table? Also, define Candidate Key.

Ans. A table consists of a number of rows and columns. Each record contains values for the attributes. A candidate key is the smallest subset of the super key for which there does not exist a proper subset that is super key. In other words, all attribute combinations inside a relation that can serve as primary key are candidate keys.

Q3. Define degree and cardinality.

Ans. Degree is the number of attributes or columns present in a table.

Cardinality is the number of tuples or rows present in a table.

Q4. What is database Schema

Ans. The design of the database is known as the database schema.

Q5. What is DBMS

Ans - The term DBMS expand to database management System. A DBMS is specialised software that is responsible for the creation, maintenance and use of a database.

Q6. What is RDBMS?

Ans. The term expands to Relational Database Management System. AN RDBMS stores the data centrally in the form of a collection of tables known as relations. The relationship between two 'tables/relations is established on common fields between the tables.

Q7. What is data redundancy? What are the problems associated with it?

Ans. Duplication of data is data redundancy. It leads to the problems like wastage of space and data inconsistency.

Q8. What is data inconsistency?

Ans. The problem of multiple mismatched copies of same data, in a database, is called data inconsistency. It is the result of unsupervised data redundancy. -

#### Long Question

Q4. What is Difference between DDL and DML

Ans . The difference between DDL and DML:

| <b>DDL</b>                                                                                      | <b>DML</b>                                                                   |
|-------------------------------------------------------------------------------------------------|------------------------------------------------------------------------------|
| It stands for Data Definition Language.                                                         | It stands for Data Manipulation Language.                                    |
| It is used to create database schema and can be used to define some constraints as well.        | It is used to add, retrieve or update the data.                              |
| It basically defines the column (Attributes) of the table.                                      | It add or updates the row of the table. These rows are called tuple.         |
| Basic command present in DDL are CREATE, DROP, RENAME, ALTER etc.                               | BASIC command present in DML are UPDATE, INSERT, MERGE etc.                  |
| DDL is used to define the structure of a database.                                              | DML is used to manipulate the data within the database.                      |
| DDL is used to create and modify database objects like tables, indexes, views, and constraints. | DML is used to perform operations on the data within those database objects. |

Q5. What is Difference between DML and TCL

Ans . The difference between DML and TCL:

| S. no. | Category            | DML                                                                                                                                                 | TCL                                                                                                       |
|--------|---------------------|-----------------------------------------------------------------------------------------------------------------------------------------------------|-----------------------------------------------------------------------------------------------------------|
| 1.     | Full Form           | DML stands for Data Manipulation Language.                                                                                                          | TCL stands for Transaction Control Language.                                                              |
| 2.     | Definition          | DML stands for Data Manipulation Language and is used to manipulate data in the database by performing insertion, updating and deletion operations. | Transaction Control Language (TCL) consists of commands that deal with the transactions within databases. |
| 3      | Use in Transactions | DML cannot be used for database transactions.                                                                                                       | TCL is used for handling database transactions.                                                           |
| 4.     | Commands            | Frequently used commands present in DML are: UPDATE, INSERT, MERGE, SELECT, DELETE, CALL, EXPLAIN PLAN, LOCK TABLE.                                 | Frequently used commands present in TCL are: COMMIT, ROLLBACK, SAVEPOINT, SET TRANSACTION.                |

Q6. What is Difference between DDL and DML

Ans. The difference between DDL and DML:

**Difference between DDL and TCL:**

| S. No. | DDL                                                                | TCL                                                                                    |
|--------|--------------------------------------------------------------------|----------------------------------------------------------------------------------------|
| 1.     | It stands for Data Definition Language.                            | It stands for Transaction Control Language.                                            |
| 2.     | It is used to define data structures or overall database schema.   | It contains those commands, which are used to manage transactions within the database. |
| 3.     | By using DDL commands, database transactions cannot be handled.    | TCL commands are meant to handle database transactions.                                |
| 4.     | Some DDL commands which are frequently used : CREATE, ALTER, DROP. | Some TCL commands which are frequently used : COMMIT, ROLLBACK.                        |

Q. What is SQL? What are different categories of commands available in SQL?

Answer =In order to access data within the Oracle database, all programs and users must use, Structured Query Language (SQL). SQL is the set of commands that is recognized by nearly all RDBMS.

SQL commands can be divided into following categories:

1. Data Definition Language (DDL) Commands.
2. Data Manipulation Language (DML) Commands.
3. Transaction Control Language (TCL) Commands.
4. Session Control Commands.
5. System Control Commands.

## CONSTRAINT

- **NOT NULL:** This constraint tells that we cannot store a null value in a column. That is, if a column is specified as NOT NULL then we will not be able to store null in this particular column any more.
- **PRIMARY KEY:** A set of one or more attributes that can uniquely identify tuples within the relation. The Primary Key column can not contain null value.
- **FOREIGN KEY:** A non-key attribute whose values are derived from the primary key of some other tables.
- **Candidate Key:** All attribute combinations inside a relation that can serve as primary key.
- **Unique Key** - This constraint when specified with a column, tells that all the values in the column must be unique. That is, the values in any row of a column must not be repeated.
- **CHECK** - This constraint helps to validate the values of a column to meet a particular condition. That is, it helps to ensure that the value stored in a column meets a specific condition.
- **DEFAULT:** This constraint specifies a default value for the column when no value is specified by the user.

Constraint-> Rules and conditions set for data being stored in a database.

Table constraint -

Column Constraint-

Consider the following two tables:  
Student detail

| Admn_no_new | Name | Class |
|-------------|------|-------|
| 1001        | A    | 12    |
| 1002        | B    | 11    |
| 1003        | C    | 12    |

Attendance\_table\_12

| Admn_no | Roll_no | Total_present | Total_absent |
|---------|---------|---------------|--------------|
| 1001    | 1       | 110           | 10           |
| 1003    | 10      | 98            | 22           |

Column Constraint - at the time of column define

Create table Attendaance\_table\_12(  
Admn\_no int (4) references student\_detail(admn\_no new),  
Roll\_no int(2),  
.  
.



);

Table Constraint – written after define of all column, at the last before closing parenthesis.

Create table Attendaance\_table\_12 ( Admn\_no int (4) , Roll\_no . Foreign Key Admn\_no references student\_detail(admn\_no),);

Required Condition for making foreign key

1. Primary key in primary table/parents table
2. Both table in Same database
3. Same data type and size of column

Referential Integrity is enforced following rules

1. In Parent table can't delete row if row value is used in another table.
2. In Parent table can't modify row if row value is used in another table.
3. In Child table can't insert new value which are not in parents table.

MCQ

|   |                                                                                                                                                                                                                                                                                                     |
|---|-----------------------------------------------------------------------------------------------------------------------------------------------------------------------------------------------------------------------------------------------------------------------------------------------------|
| 1 | <p>An attribute whose value is derived from the primary key of some other table</p> <ul style="list-style-type: none"> <li>. Primary key (C) Alternate key</li> <li>. Foreign key (D) None of these</li> </ul>                                                                                      |
|   | <p>Ans. Option (B) is correct.<br/>Explanation: A foreign key is a column or a group of columns in a relational database table that provides a link between data in two tables</p>                                                                                                                  |
| 2 | <p>. An Alternate key can be defined as</p> <ul style="list-style-type: none"> <li>(A) An attribute which is a primary key (C) A candidate key</li> <li>(B) An attribute which is not a primary key (D) None of These</li> </ul>                                                                    |
|   | <p>Ans – option (B) is Correct<br/>Explanation- all the keys which did not become the primary key are called alternate key</p>                                                                                                                                                                      |
| 3 | <p>The attributes which have all the properties of primary key</p> <ul style="list-style-type: none"> <li>(A) Foreign key (C) Candidate key</li> <li>(B) Alternate key (D) Both (a) and (c)</li> </ul>                                                                                              |
|   | <p>Ans. Option (C) is correct.<br/>Explanation: The purpose of both candidate key and the primary key is the same, i.e. to uniquely identify the tuples. The difference between two is that a table can have one or more than one candidate key, there can be only one primary key for a table.</p> |
| 4 | <p>An Attribute in a relation is termed as a foreign key when it refers the _____ of another table</p> <ul style="list-style-type: none"> <li>. Primary key (C) Alternate key</li> <li>. Foreign key (D) check constraint</li> </ul>                                                                |
|   | <p>Ans – option a is Correct</p>                                                                                                                                                                                                                                                                    |
| 5 | <p>Which of the following is not a legal constraint for a CREATE table command</p> <ul style="list-style-type: none"> <li>. Primary key (C) Alternate key</li> <li>. Foreign key (D) Distinct</li> </ul>                                                                                            |
|   | <p>Ans- Option D is correct<br/>Explanation- Distinct is function to unique value from column and others are constraint</p>                                                                                                                                                                         |
| 6 | <p>The primary key is selected from</p> <ul style="list-style-type: none"> <li>. Composite key c) determinants</li> <li>. Candidate key d) foreign Key</li> </ul>                                                                                                                                   |
|   | <p>Ans- Option B is correct</p>                                                                                                                                                                                                                                                                     |
| 7 | <p>Which of the following types of table constraint will prevent the entry of duplicate rows?</p> <ul style="list-style-type: none"> <li>. Unique c) distinct</li> <li>. Foreign key d) NULL</li> </ul>                                                                                             |
|   | <p>Ans – option A is correct</p>                                                                                                                                                                                                                                                                    |
| 8 | <p>Assertion (A): INSERT command is an SQL command.<br/>Reason (R): NOT NULL constraint ensures that a column cannot have a NULL value.</p>                                                                                                                                                         |
|   | <p>Ans. Option (B) is correct.<br/>Explanation: INSERT command is used to add tuples (rows) in a table.</p>                                                                                                                                                                                         |
| 9 | <p>Assertion (A): UNIQUE constraint holds same value for the column.<br/>Reason (R): There can be multiple UNIQUE constraints.</p>                                                                                                                                                                  |

|    |                                                                                                                                                                                                                                                                                           |
|----|-------------------------------------------------------------------------------------------------------------------------------------------------------------------------------------------------------------------------------------------------------------------------------------------|
|    | <p>Ans. Option (D) is correct.</p> <p>Explanation: UNIQUE constraint ensures that all values in a column are distinct. No two rows can hold the same value in a column.</p>                                                                                                               |
| 10 | <p>Assertion (A): The columns that are not PRIMARY should have FOREIGN KEY constraint.</p> <p>Reason (R): Referential integrity is ensured through FOREIGN KEY.</p>                                                                                                                       |
|    | <p>Ans. Option (A) is correct.</p> <p>Explanation: Whenever two tables are related by a common column then the related columns in the parent table should be either declared PRIMARY KEY or UNIQUE key and the related columns in the child table should have FOREIGN KEY constraint.</p> |

### Short Question

Q1. How are constraints related to data integrity?

Ans. Through constraints, data integrity is maintained and assured, as before some data is put in a table, it must fulfil the conditions and rules imposed by the constraints. This ensures data integrity by allowing only the correct data 'as per the rules and conditions, to enter in the table.

Q2. What is the role of NOT NULL constraint?

Ans. It indicates that in the data being inserted, the column must have some value and cannot be left NULL.

Q3. What is the role of UNIQUE constraint?

Ans. This constraint ensures that for an attribute there will be a unique value for each row and no value is being repeated in any other row for that attribute.

Q4. What is the role of PRIMARY KEY constraint?

Ans. This constraint implements NOT NULL and UNIQUE constraints together and designated an attribute or a set of attributes as the primary key of the table so that its value can identify each record with a unique identity.

Q5. What is the role of FOREIGN KEY constraint?

Ans. This constraint is used to ensure the referential integrity of data in the table. It matches the value of the column designated as the foreign key in one table with another table's PRIMARY KEY.

Q6. What is the role of CHECK constraint?

Ans. This constraint ensures whether the value in columns fulfils the specified condition.

Q7. What is an Alternate Key ?

Ans. A candidate key that is not a primary key is called an Alternate Key. In Supplier table if there are 2 candidate keys — Suppld and Supp\_Name and Suppld is the primary Key then Supp\_Name is the alternate key

Q8. What is a unique key? Is it a primary key?

Ans. A unique key in a table/relation is any non-primary-key field which also store unique values for each row just like a primary-key does. But only one key is designate as a primary key. So unique is unique non-key field of a table.

Q9 How many primary keys and unique keys can be there in a table?

Ans. There can be multiple unique keys in a table but there can be only primary key in Table.

Long Question

Q1 Difference between Primary key and unique key

Ans.

| Parameters                                             | PRIMARY KEY                                                   | UNIQUE KEY                                               |
|--------------------------------------------------------|---------------------------------------------------------------|----------------------------------------------------------|
| <b>Basic</b>                                           | Used to serve as a unique identifier for each row in a table. | Uniquely determines a row that isn't the primary key.    |
| <b>NULL value acceptance</b>                           | Cannot accept NULL values.                                    | Can accept NULL values.                                  |
| <b>Number of keys that can be defined in the table</b> | Only one primary key                                          | More than one unique key                                 |
| <b>Uses</b>                                            | The primary Key is used for indicating the rows uniquely.     | The Unique Key is used for preventing duplicate entries. |

Q2 Difference between Primary key and unique key

Ans.

The following table highlights all the important differences between primary key and foreign key –

| Key       | Primary Key                                               | Foreign Key                                               |
|-----------|-----------------------------------------------------------|-----------------------------------------------------------|
| Basic     | It is used to uniquely identify data in the table.        | It is used to maintain relationship between tables.       |
| Null      | It can't be NULL.                                         | It can accept the NULL values.                            |
| Duplicate | Two or more rows can't have same primary key.             | It can carry duplicate value for a foreign key attribute. |
| Tables    | Primary key constraint can be defined on temporary table. | It can't be defined on temporary table                    |

Q3. Are NULL values are same as a zero or a blank space?

Ans No, A NULL value isn't the same as a zero or a blank space. A zero is a legal numeric value and a blank space is a legal character value, whereas NULL is a legal empty value that cannot be accessed or compared with other values.

Q4. What is Referential Integrity?

Ans. Referential Integrity is a set of rules that applies to tables having relationships through common fields (foreign keys linked with primary keys). The Referential integrity ensures that every foreign key must store only a valid value, i.e.

The value stored in a foreign key column must exist in the primary key, key column of its parent table.

Parent table cannot delete a record if its referenced value is stored in some foreign key.

Q5. What is the similarity between UNIQUE and PRIMARY KEY constraints?

Ans. The UNIQUE and the PRIMARY KEY constraints, both, ensure that the attribute(s) they are applied upon, contain the unique values (non-duplicate values) for each row/tuple in those attributes.

# STRUCTURED QUERY LANGUAGE(SQL)

SQL (Structured Query Language) is a language that is used to manage data that is held in a relational database management system. It uses tables to manipulate and retrieve information from databases for analysis.

By using SQL commands, one can search for any data in the database and perform other functions like creating tables, adding records, modifying data, removing rows, dropping tables etc.

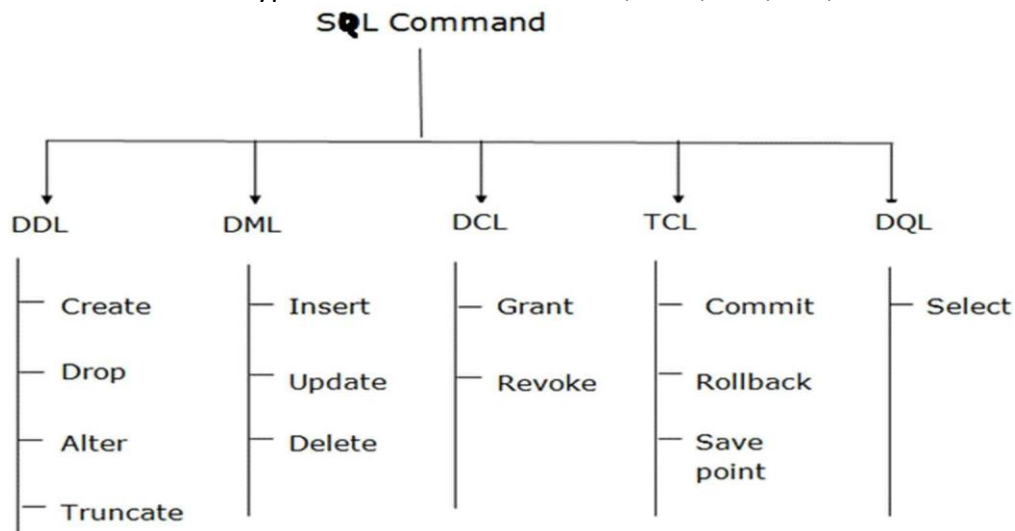
## SQL Commands

SQL commands are instructions. It is used to communicate with the database. It is also used to perform specific tasks, functions, and queries of data.

SQL can perform various tasks like create a table, add data to tables, drop the table, modify the table, set permission for users.

### Types of SQL Commands

There are five types of SQL commands: DDL, DML, DCL, TCL, and DQL.



### **DDL or Data Definition Language**

DDL or Data Definition Language actually consists of the SQL commands that can be used to define the database schema. It simply deals with descriptions of the database schema and is used to create and modify the structure of database objects in the database. DDL is a set of SQL commands used to create, modify, and delete database structures but not data.

List of DDL commands:

**CREATE**: This command is used to create the database or its objects (like table, index, function, views, store procedure, and triggers).

**DROP**: This command is used to delete objects from the database.

**ALTER**: This is used to alter the structure of the database.

**TRUNCATE**: This is used to remove all records from a table, including all spaces allocated for the records are removed.

**COMMENT**: This is used to add comments to the data dictionary.

**RENAME**: This is used to rename an object existing in the database.

DML (Data Manipulation Language):

The SQL commands that deals with the manipulation of data present in the database belong to DML or Data Manipulation Language and this includes most of the SQL statements. It is the component of the SQL statement that controls access to data and to the database. Basically, DCL statements are grouped with DML statements.

List of DML commands:

**INSERT**: It is used to insert data into a table.

**UPDATE**: It is used to update existing data within a table.

**DELETE**: It is used to delete records from a database table.

### **DATA TYPES**

Data types are means to identify the type of data and associated operations for handling it.

MySQL data types are divided into three categories:

- Numeric
- Date and time
- String types

#### **Numeric Datatype**

1. int– used for number without decimal.
2. decimal (m, d) – used for floating/real numbers. m denotes the total length of number and d is number of decimal digits.

#### **Date and Time Datatype**

1. date–used to store date in YYYY-MM-DD format.
2. time–used to store time in HH:MM:SS format.

#### **String Datatype**

1. char(m)–used to store a fixed length string, m denotes max. number of characters.
2. varchar(m)–used to store a variable length string, m denotes max. no. of characters.

### **DATABASE COMMANDS**

#### **1. VIEW EXISTING DATABASE**

To view existing database names, the command is: **SHOW DATABASES;**

#### **0. CREATING DATABASE IN MYSQL**

For creating the database in MySQL, we write the following command:

**CREATE DATABASE** databasename>; e.g. In order to create a database Student, command is:

**CREATE DATABASE** Student;

## ACCESSING A DATABASE

For accessing already existing database, we write:

**USE**<dbname>;

e.g. to access a database named Student, we write command as:

**USE** Student;

## DELETING DATABASE

For deleting any existing database, the command is:

**DROP DATABASE** <dbname>;

e.g. to delete a database, say student, we write command as:

**DROP DATABASE** Student;

## VIEWING TABLE IN DATABASE

In order to view tables, present in currently accessed database, command is:

**SHOW TABLES;**

## CREATING TABLES IN MYSQL

**Syntax of CREATE TABLE command is:**

**CREATE TABLE** <table-name>(<colname> datatype, <colname> datatype,...);

**E.g.** In order to create table EMPLOYEE given below:

|     |     |      |     |     |
|-----|-----|------|-----|-----|
| ECO | ENA | GEND | GRA | GRO |
| DE  | ME  | ER   | DE  | SS  |

Create table employee (ecode integer, ename varchar(20), gender char(1), grade char(2), gross integer);

### Inserting Data into Table:

#### **Syntax:**

Insert into <tablename> values(<v1>,<v2>,...);

Or

Insert into <tablename>(<column list> )values(<values list>);

Eg: insert into employee values (1001, 'Ravi', 'M', 'E4', 50000);

Or

Insert into employee (ecode, ename) values(1002, 'Meena');

The left-out columns will be filled with null values.

### Select Command:

It helps to display the records as per our requirement.

Different forms of select command:

1. Select \* from employee;

It displays all rows and columns from the table.

2. Select ecode, ename from employee;

It displays selected columns from the table.

0. For displaying particular rows.



Syntax: select \* from <tablename> where <cond>; Eg. Select \* from employee where gender='M';

### ELIMINATING REDUNDANT DATA

|                         |
|-------------------------|
| <b>DISTINCT(GENDER)</b> |
| M                       |
| F                       |

The distinct keyword is used to eliminate duplicate records from the table. Eg. Select distinct (gender) from employee;

### USING COLUMN ALIASES

The columns that we select in a query can be given a different name, i.e. column alias name for output purpose.

**Syntax: SELECT <columnname> AS column alias, <columnname> AS column alias  
.....FROM <tablename>;**

Eg. select ecode as "EMP\_Code" from employee;

### CONDITION BASED ON A RANGE

The **BETWEEN** operator defines a range of values that the column values must fall into make the condition true. The range include both lower value and upper value.

e.g. To display ECODE, ENAME and GRADE of those employees whose salary is between 40000 and 50000, command is:

```
SELECT ECODE, ENAME, GRADE FROM EMPLOYEE
WHERE GROSS BETWEEN 40000 AND 50000;
```

NOTE: For displaying records not in the specified range, we have to use **not between** operator.

### CONDITION BASED ON A LIST

The **in** operator is used to display records based on a list of values.

Eg. To display details of employees who have scored A, B and C grades. Select \* from employee where grade in('A','B','C');

Note: For displaying records that do not match in the list, we have to use **not in** operator.

### CONDITION BASED ON PATTERN MATCHES

**LIKE** operator is used for pattern matching in SQL. Patterns are described using two special wildcard characters: % and \_ (underscore)

1. Percent (%)– The % character matches any substring.

2. Underscore (\_)– The \_ character matches any single character.

**e.g.** To display names of employee whose name starts with R in EMPLOYEE table, the command is: `select ename from employee where ename like "R%";`

**e.g.** To display details of employee whose second character in name is: `select * from employee where ename like '_e%';`

### **SEARCHING FOR NULL**

The NULL value in a column can be searched for in a table using IS NULL in the WHERE clause. E.g. to list employee details whose salary contain NULL, we use the command:

`Select * from employee where gross is null;`

**Note:** For listing employees who earn salary, then it is:

`Select * from employee where gross is not null;`

### **Relational Operators**

- To compare two values, a relational operator is used. The result of the comparison is true or false. Relational Operators recognized by SQL: =, >, <, <=, >=, <> (not equal or !=)

Eg. `Select * from employee where ecode <> 1001;`

Above query will not display those employee details whose ecode column value is 1001.

### **Logical Operators- (OR, AND, NOT)**

1. To list the employee details having grades E2 or E3.  
`Select ecode, ename, grade, gross from employee where (grade='E2' OR grade='E3');`

0. To list all the employees' details having grades as 'E4' but with gross < 9000.  
`Select ecode, ename, grade, gross from employee where grade='E4' and gross < 9000;`

0. To list all the employees' details whose grades are other than 'G1'.  
`Select ecode, ename, grade, gross from employee where (NOT grade= 'G1');`

### **Sorting Results- ORDER BY clause**

Results of SQL query can be sorted in a specific order using ORDER BY clause. The ORDER BY clause allows sorting of query results by one or more columns. The sorting can be done either in ascending or descending order.

Eg. `Select * from emp order by ename;`

Above query arranges the records in alphabetical order of ename value. By default order by clause arranges in ascending order.

### **TO DISPLAY RECORDS IN DESCENDING ORDER**

- Select \* from employee order by ename desc;  
Above query gives output in descending order of ename.
- Select \* from employee ORDER BY grade DESC, ename ASC;  
Above query displays records first in the descending order of grade and within the same grade, employees are displayed in the ascending order of Ename.

### **DELETE Command**

This command removes rows from a table.

**Syntax:** DELETE FROM <tablename> [WHERE <cond>];

Eg: To remove all the contents of items table, the query is: DELETE from items;

Eg: To remove the tuples from employee that have gross less than 20000 is : DELETE from employee WHERE gross<20000;

### **UPDATE Command**

Update Command allows to change some or all the values in an existing rows. Update command specifies the rows to be changed using the WHERE clause and the new data using the SET keyword.

Eg. UPDATE employee SET gross= 25000;

The above query sets the gross of all records as 25000.

UPDATE employee SET gross=40000, grade='A' WHERE ecode=1001;

The above query changes the gross and grade values for the record with ecode 1001.

### **ALTER TABLE**

ALTER TABLE command is used to change the structure of the existing table. It can be used to add or drop new columns or modify the existing columns of table.

Eg. 1. Alter table Employee Add comm int;

0. ALTER TABLE Emp MODIFY (ename varchar(60));

0. Alter table emp drop comm;

### **DROP TABLE:**

DROP TABLE command allows to remove a table from database. Once the DROP command is issued, the table will no longer be available in the database.

Eg. DROP TABLE employee;

### **INTEGRITY CONSTRAINTS**

A constraint is a condition or check applicable on a field or set of fields. Common types of constraints include:

| S.No. | Constraint  | Description                                                  |
|-------|-------------|--------------------------------------------------------------|
| 1     | NOT NULL    | Ensures that a column cannot have NULL value                 |
| 2     | DEFAULT     | Provides a default value for a column when none is specified |
| 3     | UNIQUE      | Ensures that all values in a column are different            |
| 4     | PRIMARY KEY | Used to uniquely identify a row in the table                 |
| 5     | FOREIGN KEY | Used to ensure referential integrity of the data             |

### **ADDING CONSTRAINT TO A TABLE**

ALTER TABLE statement can be used to add constraints to your existing table by using it in following manner:

Eg: alter table employee add primary key(ecode);

### **REMOVING CONSTRAINTS FROM A TABLE**

Eg: alter table employee drop primary key;

### **Setting primary and foreign key constraint:**

Eg: CREATE TABLE STUDENT(ROLL\_NO integer PRIMARY KEY ,NAME VARCHAR(30),CLASSVARCHAR(3));

CREATE TABLE SCORE(ROLL\_NO integer ,MARKS integer, FOREIGN KEY(ROLL\_NO) REFERENCES STUDENT(ROLL\_NO));

### **Accessing/selecting Database:**

**Command:** USE

**Syntax:** USE database-name; **Example:** USE xiiip;

### **Create Database:**

**Command:** CREATE DATABASE

**Syntax:** CREATE DATABASE database-name; **Example:** CREATE DATABASE xiiip;

### Dropping Database:

**Command:** DROP DATABASE

**Syntax:** DROP DATABASE database-name; **Example:** DROP DATABASE xiiip;

**Display Existing Databases: Command:** SHOW DATABASES **Example:** SHOW DATABASES;

### Creating Table:

**Command:** CREATE TABLE

**Syntax:** CREATE TABLE table-name(  
column-name data-type<COLUMN CONSTRAINT>,  
....  
....

PRIMARY KEY(column-name,. ));

**Example:** CREATE TABLE employee(  
ecode integer NOT NULL ,  
voter id integer  
ename varchar(20) UNiQUE, sex char(1),  
grade char(2) DEFAULT 'E1', gross decimal,  
deptcode char(4) , CHECK(gross>2000), PRIMARY KEY(ecode),  
FOREIGN KEY(deptcode) REFERENCES department(deptcode));

### Describing Table:

**Command:** DESC

**Syntax:** DESC table-name; or DESCRIBE table-name; **Example:** DESC employee; or DESCRIBE employee;

### Inserting Data into Table:

**Command:** INSERT INTO

**Syntax:** INSERT INTO table-name(column-name1, column-name2, )

VALUES(value,value, );

**Example:** INSERT INTO employee

VALUES(123,'Raju','M','E3',10000.00,'acco');

**Altering Table:**

**Command:** ALTER TABLE

**Syntax for remove column:** ALTER TABLE table-name DROP COLUMN column-name; **Example:**  
ALTER TABLE employee DROP COLUMN grade;

**Syntax for add column:** ALTER TABLE table-name ADD COLUMN column-name datatype(length);

**Example:** ALTER TABLE employee ADD COLUMN grade char(2);

**Syntax for changing an existing column:**

ALTER TABLE table-name CHANGE [old column-name] [new column-name] datatype; **Example:**  
ALTER TABLE table-name CHANGE grade score char(2);

**Syntax for resize a column:** ALTER TABLE table-name MODIFY column-name datatype(length);

**Example:** ALTER TABLE employee MODIFY enamevarchar(25);

**Change the value in the table:**

**Command:** UPDATE

**Syntax:** UPDATE table-name SET column-name=value1 [WHERE column-name=value]; **Example:**  
UPDATE employee SET gross=gross+500 WHERE grade='E3';

**Deleting rows from a table:**

**Command:** DELETE FROM

**Syntax:** DELETE FROM table-name [WHERE condition]; **Example:** DELETE FROM employee;

DELETE FROM employee WHERE grade='E2';

**Remove a table:**

**Command:** DROP TABLE

**Syntax:** DROP TABLE table-name; Example: DROP TABLE employee;

**Display the contents of all the columns of a table:**

**Command:** SELECT \*

**Syntax:** SELECT \* FROM table-name; Example: SELECT \* FROM employee;

**Selecting specific columns:**

**Syntax:** SELECT column1, column2,... FROM table-name; Example:SELECT ename, grade, sex FROM employee;

**Use search condition to specify the rows you want to retrieve from the table:**

**Command:** WHERE

**Syntax:** SELECT \* FROM table-name WHERE condition;

**Example:** SELECT \* FROM employee WHERE grade='A';

**We can use two types of operators in the condition part:**

- 1. Relational Operators:** The mathematical operators which are used to perform certain type of comparison between two variables are called relational operators. =, >, <, >=, <= are examples of relational operators.
- 2. Boolean or Logical Operators:** Boolean operators are the ones which are either true or false. They are used to combine one or more conditions. AND, OR, NOT are examples of Boolean operators.

**Remove duplicate rows in the output:**

**Command:** DISTINCT

**Syntax:** SELECT DISTINCT column-name FROM table-name;

**Example:** SELECT DISTINCT ename FROM employee;

**Retrieve information from the table where the values of a column belong to a specified range:**

**Command:** BETWEEN

**Syntax:** SELECT \* FROM table-name WHERE column-name BETWEEN value1 AND value2;

**Example:** SELECT \* FROM employee WHERE ecode BETWEEN 100 AND 123;

**Pattern Matching:**

**Command:** LIKE

**Syntax:** SELECT \* FROM table-name WHERE column-name LIKE condition-based-on-pattern;

**Example:** SELECT \* FROM employee WHERE grade LIKE 'E%';

**N.B:** Percent (%) means zero or one or more characters.

Underscore (\_) means exactly one character.

Retrieve information from the table where the values of a column belong to a specified list:

**Command:** IN

**Syntax:**

SELECT \* FROM table-name WHERE column-name in (value 1, value 2, , value n);

**Example:** SELECT \* FROM employee WHERE grade IN ('E1','E3','E5'); SELECT \* FROM employee WHERE grade NOT IN ('E1','E3','E5');

**Sorting Results:**

**Command:** ORDER BY

**Syntax:** SELECT column-name1 [,column-name2,...] FROM table-name [WHERE <condition>]  
ORDER BY column-name [ASC/DESC];

**Example:** SELECT \* FROM employee;

SELECT ename, gross FROM employee WHERE gross>5000 ORDERBY ename DESC;

Group the rows in the result table by columns that have the same values, so that each group is reduced to a single row:

**Command:** GROUP BY



**Syntax:** SELECT column-name1, column-name2,. FROM table-name

**GROUP BY** column-name;

**Example:** SELECT grade, AVG(gross) FROM employee GROUP BY grade;

**Apply condition to restrict grouped rows that appear in the result table:**

**Command:** HAVING

**Syntax:** SELECT column-name1, column-name2, FROM table-name

**GROUP BY** column-name HAVING column-name CONDITION value; **Example:**

SELECT grade, AVG(gross) FROM employee GROUP BY grade

HAVING AVG(gross)>5000;

**Check whether a column value is NULL or NOT:**

**Command:** IS NULL

**Syntax:** SELECT \* FROM table-name WHERE column-name IS NULL; **Example:**

SELECT \* FROM employee WHERE deptcode IS NULL; **Command:** IS NOT NULL

**Syntax:** SELECT \* FROM table-name WHERE column-name IS NOT NULL; **Example:** SELECT \* FROM employee WHERE deptcode IS NOT NULL;

**Column Alias:**

**Command:** AS

**Syntax:** SELECT column-name AS alias-name FROM table-name; **Example:**

SELECT ename AS EmployeeName FROM employee;

### **Multiple Choice Questions (MCQs)**

Q1. MySQL database system consists of-

- (a) MySQLServerInstance
- (b) MySQLDatabase
- (c) MySQL Query Optimizer
- (d) (a)&(b)both

Q2. Which commands are used to define or redefine schema objects?

- (a) DDL
- (b) DML
- (c) TCL
- (d) (a)&(b)both

Q3. Data definition includes:

- (a) Creating of database
- (b) Undoing changes to the database.
- (c) Modification of data stored in the database.
- (d) All of the above

Q4. Which is not a TCL command?

- (a) Commit
- (b) Rollback
- (c) Exit
- (d) Savepoint

Q5. Which is not a function of DML?

- (a) Retrieval of data stored in the database
- (b) Insertion of data into the database
- (c) Deletion of data from the database
- (d) Making changes permanent to the database.

Q6. Which is not a numeric type?

- (a) Int
- (b) Float
- (c) Blob
- (d) Double

Q7. The default date format in MySQL is:

- (a) DD/MM/YYYY
- (b) YYYY/MM/DD
- (c) MM-DD-YYYY
- (d) YYYY-MM-DD

Q8. Which is not a way to represent comment in MySQL? (a)/\* \*/

- (b) --
- (c) #
- (d) //

Q9. The command is used to access database in MySQL is-

- (a) Open <databasename>;
- (b) USE <databasename>;
- (c) Access <databasename>;
- (d) (a)&(b) both

10. Which is a valid CREATE TABLE statement?

- (a) Create table emp add(id integer(3));

- (b) Create table emp(id integers(3));
- (c) Create table emp modified(id integer(3));
- (d) Create table emp(id integer(3));

Q11. How can you insert a new row into the "STORE" table.

- (a) INSERT ROW(1,"RAMSINGH")INTO STORE;
- (b) INSERT VALUES(1,"RAMSINGH")INTO STORE;
- (c) INSERT INTO(1,"RAMSINGH")STORE;
- (d) INSERT INTO STORE VALUES(1,"RAMSINGH");

Q12. Select statement has four clauses 1.Where 2.Having 3.Group By 4.Orderby  
The correct order of all clauses in a select is:- (a)1,2,3&4

- (b)1,3,2&4
- (c)1,4,3&2
- (d)1,3,4&2

Q13. Conditionally retrieval of rows from a table with SELECT, which clause is used?

- (a) Where
- (b) Having
- (c) Group By
- (d) Order by

Q14. The key word eliminates duplicate rows from the result of a SELECT statement.

- (a) All
- (b) Unique
- (c) Distinct
- (d) IN

Q15. Which operator defines a range of values that the column values must fall in?

- (a) In
- (b) Like
- (c) Between
- (d) Is

Q16. To specify a list of values.....Operator is used.

- (a) In
- (b) Like
- (c) Between
- (d) Is

Q17. We use operator with select for condition based on pattern matching.

- (a) In
- (b) Like
- (c) Between
- (d) Is

Q18. Which SQL statement will not generate any error message?

- (a) SELECT\*FROM EMP WHERE EMPNO LIKE(1,2,3,4);
- (b) SELECT\*FROM EMP WHERE SAL BETWEEN 3000 TO 15000;

- (c) SELECT\*FROM EMP WHERE COMM IS NOT NULL;
- (d) All of the above

Q19.To display the detail of employee having 'e' in their name in descending order of salary. The correct SQL statement is:

- (a) SELECT\*FROM emp WHERE ename LIKE "e%" ORDER BY SAL;
- (b) SELECT\*FROM emp ORDER BY SAL DESC WHERE ename LIKE

"%e%";

- (c) SELECT\*FROM emp WHERE ename LIKE "%e%" ORDER BY DESC SAL;
- (d) SELECT\*FROM emp WHERE ename LIKE "%e%" ORDER BY SAL DESC;

Q20. Which statement is valid?

- (a) ALTER TABLE EMPLOYEE MODIFY(last\_name CHAR2(2000));
- (b) ALTER TABLE EMPLOYEE CHANGE(last\_name CHAR2(2000));
- (c) ALTERTABLE EMPLOYEE CHANGE(last\_name VARCHAR2(2000));
- (d) ALTER TABLE EMPLOYEE MODIFY(last\_name VARCHAR2(2000));

### Answers

| Q.No. | Answers |
|-------|---------|
| 1     | d       |
| 2     | a       |
| 3     | a       |
| 4     | c       |
| 5     | d       |
| 6     | c       |
| 7     | d       |
| 8     | d       |
| 9     | b       |
| 10    | d       |
| 11    | d       |
| 12    | b       |
| 13    | a       |
| 14    | c       |
| 15    | c       |
| 16    | a       |
| 17    | b       |
| 18    | c       |
| 19    | d       |
| 20    | d       |

### Very Short Answer Questions (VSA)

**Q1. Define the terms:**

Database Abstraction

Data inconsistency

Conceptual level of database implementation/abstraction

Primary Key  
Candidate Key  
Relational Algebra  
Domain

### Answer

#### Define the terms:

i. Database Abstraction

Ans: Database system provides the users only that much information that is required by them, and hides certain details like, how the data is stored and maintained in database at hardware level. This concept/process is Database abstraction.

ii. Data inconsistency

Ans: When two or more entries about the same data do not agree i.e. when one of them stores the updated information and the other does not, it results in data inconsistency in the database.

iii. Conceptual level of database implementation/abstraction

Ans: It describes what data are actually stored in the database. It also describes the relationships existing among data. At this level the database is described logically in terms of simple data-structures.

iv. Primary Key

Ans : It is a key/attribute or a set of attributes that can uniquely identify tuples within the relation.

v. Candidate Key

Ans : All attributes combinations inside a relation that can serve as primary key are candidate key as they are candidates for being as a primary key or a part of it.

vi. Relational Algebra

Ans : It is the collections of rules and operations on relations(tables). The various operations are selection, projection, Cartesian product, union, set difference and intersection, and joining of relations.

vii. Domain

Ans : it is the pool or collection of data from which the actual values appearing in a given column are drawn.

#### Q2. Answer the following questions:

.Differentiate between DDL and DML?

.What is a constraint?

.What are single row functions?

.Compare CHAR and VARCHAR data types.

.What are the differences between DELETE and DROP commands of SQL?

.What do you understand by MySQL Client?

.A table "Animals" in a database has 3 columns and 10 records. What is the degree and cardinality of this table?

.Which keyword is used to remove redundant data from a relation.

#### Answers:

**Data Definition Language (DDL): This is a category of SQL commands. All the commands** which are used to create, destroy, or restructure databases and tables come under this category. Examples of

DDL commands are - CREATE, DROP, ALTER. Data Manipulation Language (DML): This is a category of SQL commands. All the commands which are used to manipulate data within tables come under this category. Examples of DML commands are - INSERT, UPDATE, DELETE.

- . A constraints is a condition or check application on a field or set of fields.  
Example: NOT NULL (ensure that column can not have null value), CHECK (make sure that all value satisfy certain criteria), UNIQUE (ensure that all values in a column are different) etc.
- iii. Single Row Function work with a single row at a time. A single row function returns a result for every row of a required table  
Examples of Single row functions are Sqrt(), Concat(), Lcase(), Upper(), Day(), etc.
- iv. The CHAR data-type stores fixed length strings such that strings having length smaller than the field size are padded on the right with spaces before being stored. The VARCHAR on the other hand supports variable length strings and therefore stores strings smaller than the field size without modification.
- iv. DELETE is DML command while DROP is a DDL command. Delete is used to delete rows from a table while DROP is used to remove the entire table from the database.
- iv. MySQL Clients are programs that connect to MySQL Server and issue queries in predefined format.
- iv. WHERE clause is used to select particular rows that satisfy the condition where having clause is used in connection with the aggregate function GROUP BY clause. FOR EXAMPLE-  
select \* from student where marks >80;  
Select \* from student group by stream having marks>90;
- viii. Degree 3 and Cardinality=10
- viii. COMMIT command permanently saves the changes made during the transaction execution. ROLLBACK command undoes the changes made during transaction execution.
- viii. DISTINCT

### Short Answer Questions

Q1. Categorize the following SQL commands into DDL and DML :

CREATE, UPDATE, INSERT, DROP

**Ans.** DDL Commands : CREATE, DROP

DML Commands : INSERT, UPDATE

Q2. A SQL table ITEMS contains the following columns:

INO, INAME, QUANTITY, PRICE, DISCOUNT

Write the SQL command to remove the column DISCOUNT from the table.

**Ans.** ALTER TABLE ITEMS DROP COLUMN DISCOUNT; OR

ALTER TABLE ITEMS DROP DISCOUNT;

Q3. Differentiate between Candidate Key and Primary Key in the context of Relational Database Model.

**Ans.** A table may have more than one or a combination of attribute(s) that identifies a tuple uniquely. All such attribute(s) are known as Candidate Keys.

Out of all the Candidate keys, the most appropriate one, which is used for unique identification of the Tuples, is called the Primary Key.

Q4. In the table Loan below

. Identify the candidate key(s) from the table Loan.

. Which field will be considered as the foreign key if the tables Customers and Loan are related in a database?

Table Loan

| LoanID | LoanDate   | ID | EMI   | Years |
|--------|------------|----|-------|-------|
| 1101   | 2021-03-01 | 5  | 20000 | 4     |
| 1102   | 2021-02-06 | 3  | 10000 | 2     |
| 1103   | 2021-04-12 | 4  | 10000 | 3     |
| 1104   | 2021-05-15 | 5  | 5000  | 3     |

Table Customers:

| ID | Name     | Age | City        | Salary   |
|----|----------|-----|-------------|----------|
| 1  | Kashika  | 37  | Jammu       | 80000.00 |
| 2  | Anupriya | 35  | Shimla      | 75000.00 |
| 3  | Vijayan  | 36  | Hyderabad   | 65000.00 |
| 4  | Krishnan | 35  | Chennai     | 55000.00 |
| 5  | Harsh    | 37  | Gandhinagar | 85000.00 |
| 6  | Raisa    | 32  | Mumbai      | 45000.00 |

Q5. Write the names of SQL functions to perform the following operations i) Convert email-id to lowercase.

ii) Count the number of characters in your name.

**Ans.** i) Select lower(email);

ii) Select length(name);

Q7. Mr. Roger is using a table LIBRARY. It has the following columns:

BCode, BName, Price, author. He wants to display maximum price Author wise.

He wrote the following command:

```
SELECT Author, Max(Price) FROM LIBRARY;
```

But he did not get desired result. Rewrite the above query with necessary change to help him get the desired output and explain the reason.

**Ans.**

SELECT Author, Max(Price) FROM LIBRARY GROUP BY AUTHOR;

Group By clause is used to group the rows together that contain the same values in a specified column. so to display maximum price of each author, the table must be grouped author wise using group by clause.

Q8. Differentiate ORDER BY and GROUP BY with an example.

**Ans.** Order By : Order by keyword sort the result-set either in ascending or in descending order.

This clause sorts the result-set in ascending order by default. In order to sort the result-set in descending order DESC keyword is used.

Order By Syntax –

SELECT column\_1, column\_2, column\_3.....

FROM Table\_Name

ORDER BY column\_1, column\_2, column\_3 ASC|DESC;

Group By : Group by statement is used to group the rows that have the same value. It is often used with aggregate functions for example:AVG(), MAX(), COUNT(), MIN() etc. One thing to remember about the group by clause is that the tuples are grouped based on the similarity between the attribute values of tuples.

Group By Syntax –

SELECT function\_Name(column\_1), column\_2

FROM Table\_Name

WHERE condition

GROUP BY column\_1, column\_2 ORDER BY column\_1, column\_2;

### Long Answer Questions

**Q1. Consider the following tables GAMES and PLAYER. Write SQL commands for the statements to (iv) and give outputs for SQL queries (v) to (viii).**

**Table: GAMES**

| GCode | GameName     | Number | PrizeMoney | ScheduleDate |
|-------|--------------|--------|------------|--------------|
| 101   | Carom Board  | 2      | 5000       | 23-Jan-2004  |
| 102   | Badminton    | 2      | 12000      | 12-Dec-2003  |
| 103   | Table Tennis | 4      | 8000       | 14-Feb-2004  |
| 105   | Chess        | 2      | 9000       | 01-Jan-2004  |
| 108   | Lawn Tennis  | 4      | 25000      | 19-Mar-2004  |

**Table: PLAYER**

| PCode | Name       | Gcode |
|-------|------------|-------|
| 1     | Nabi Ahmad | 101   |
| 2     | Ravi Sahai | 108   |
| 3     | Jatin      | 101   |
| 4     | Nazneen    | 103   |



- .To display the name of all Games with their Gcodes.
- .To display details of those games which are having PrizeMoney more than 7000.
- .To display the content of the GAMES table in ascending order of ScheduleDate.
- .SELECT DISTINCT Gcode FROM PLAYER;

**Answer**

- (i) SELECT GameName,Gcode FROM GAMES;
- ii.SELECT \* FROM GAMES WHERE PrizeMoney>7000;
- ii.SELECT \* FROM GAMES ORDER BY ScheduleDate;
- ii.19-Mar-2004 12-Dec-2003
- ii.59000
- ii.101
- 103
- 108

**Q2. Consider the following tables FACULTY and COURSES. Write SQL commands for the statements (i) to (iv) and give outputs for SQL queries (v) to (vi).**

FACULTY

| F_ID | Fname   | Lname      | Hire_date  | Salary |
|------|---------|------------|------------|--------|
| 102  | Amit    | Mishra     | 12-10-1998 | 12000  |
| 103  | Nitin   | Vyas       | 24-12-1994 | 8000   |
| 104  | Rakshit | Soni       | 18-5-2001  | 14000  |
| 105  | Rashmi  | Malhotra   | 11-9-2004  | 11000  |
| 106  | Sulekha | Srivastava | 5-6-2006   | 10000  |

COURSES

| C_ID | F_ID | Cname             | Fees  |
|------|------|-------------------|-------|
| C21  | 102  | Grid Computing    | 40000 |
| C22  | 106  | System Design     | 16000 |
| C23  | 104  | Computer Security | 8000  |
| C24  | 106  | Human Biology     | 15000 |
| C25  | 102  | Computer Network  | 20000 |
| C26  | 105  | Visual Basic      | 6000  |

- .To display details of those Faculties whose salary is greater than 12000.
- .To display the details of courses whose fees is in the range of 15000 to 50000 (both values included).
- .To increase the fees of all courses by 500 of "System Design" Course.

**Answer**

- .Select \* from faculty where salary > 12000;
- .Select \* from Courses.where fees between 15000 and 50000;
- .Update courses set fees = fees + 500 where Cname = "System Design";

**Q-3 Write SQL Command for (a) to (e) and output of (f)**

TABLE : GRADUATE

| S.NO | NAME    | STIPEND | SUBJECT   | AVERAGE | DIV |
|------|---------|---------|-----------|---------|-----|
| 1    | KARAN   | 400     | PHYSICS   | 68      | I   |
| 2    | DIWAKAR | 450     | COMP Sc   | 68      | I   |
| 3    | DIVYA   | 300     | CHEMISTRY | 62      | I   |
| 4    | REKHA   | 350     | PHYSICS   | 63      | I   |
| 5    | ARJUN   | 500     | MATHS     | 70      | I   |
| 6    | SABINA  | 400     | CHEMISTRY | 55      | II  |
| 7    | JOHN    | 250     | PHYSICS   | 64      | I   |
| 8    | ROBERT  | 450     | MATHS     | 68      | I   |
| 9    | RUBINA  | 500     | COMP Sc   | 62      | I   |
| 10   | VIKAS   | 400     | MATHS     | 57      | II  |

- . List the names of those students who have obtained DIV I sorted by NAME.
- . Display a report, listing NAME, STIPEND, SUBJECT and amount of stipend received in a year assuming that the STIPEND is paid every month.
- . To count the number of students who are either PHYSICS or COMPUTER SC graduates.
- . To insert a new row in the GRADUATE table: 11,"KAJOL", 300, "computer sc", 75, 1
- . Add a new column GRADE of character type.
- . Give the output of following sql statement based on table GRADUATE:
  - .Select MIN(AVERAGE) from GRADUATE where SUBJECT="PHYSICS";
  - .Select SUM(STIPEND) from GRADUATE WHERE div=2;
  - .Select AVG(STIPEND) from GRADUATE where AVERAGE>=65;
  - .Select COUNT(distinct SUBJECT) from GRADUATE;

**Answer**

- . SELECT NAME from GRADUATE where DIV = 'I' order by NAME;
- . SELECT NAME,STIPEND,SUBJECT, STIPEND\*12 from GRADUATE;
- . SELECT SUBJECT,COUNT(\*) from GRADUATE group by SUBJECT having SUBJECT='PHYSICS' or SUBJECT='COMPUTER SC';
- . INSERT INTO GRADUATE values(11,'KAJOL',300,'COMPUTER SC',75,1);
- . ALTER TABLE GRADUATE ADD(GRADE CHAR(2));
- . (i) 63
- ii. 800
- iii. 475
- iv. 4

## Previous Year's Questions

1. What MySQL command will be used to open an already existing database "LIBRARY"? **Delhi-11**

**Ans:** USE LIBRARY;

2. The Mname column of a table Members is given below:

| Mname   |
|---------|
| Aakash  |
| Hirav   |
| Vinayak |
| Sheetal |
| Rajeev  |

Based on the information, find the output of the following queries:

- (i) SELECT Mname FROM Members WHERE Mname LIKE '%v';  
(ii) SELECT Mname FROM Members WHERE Mname LIKE '%e%';

**Ans:** (i)

| Mname  |
|--------|
| Hirav  |
| Rajeev |

(ii)

| Mname   |
|---------|
| Sheetal |
| Rajeev  |

3. A table "TRAINS" in a database has degree 3 and cardinality 8. What is the number of rows and columns in it?

**Ans:** Rows=8 and Columns=3.

4. Differentiate between Alternate key and Candidate key.

**Ans: Candidate Key:** A candidate key is the one that is capable of becoming primary key.

**Alternate Key:** A candidate key that is not primary key is called alternate key.

5. Sarthya, a student of class xi, created a table 'RESULT'. Grade is one of the column of this table. To find the details of students whose Grades have not been entered, he wrote the following MySQL query, which did not give the desired result.

```
SELECT * FROM RESULT WHERE Grade='Null';
```

Help Sarthya to run the query by removing the errors from the query and write the correct Query.

**Ans:** SELECT \* FROM RESULT WHERE Grade IS Null;

6. Write MySQL command to display the list of existing databases.

**Ans:** SHOW DATABASES;

7. Mr. William wants to remove all the rows from Inventory table to release the storage space, but he does not want to remove the structure of the table. What MySQL statement should he use?1 **Ans:** DELETE FROM Inventory;

8. A table FLIGHT has 4 rows and 2 columns and another table AIRHOSTESS has 3 rows and 4 columns. How many rows and columns will be there if we obtain the Cartesian product of these two tables?  
**Ans:** Rows = 4 rows of FLIGHT × 3 rows of AIRHOSTESS = 12 rows.  
 Columns = 2 columns of FLIGHT + 4 columns of AIRHOSTESS = 6 columns.
9. Mr. Mittal is using a table with following columns:  
 Name, Class, Stream\_Id, Stream\_Name  
 He needs to display names of students who have not been assigned any stream or have been assigned Stream\_Name that ends with 'computers'. He wrote the following command, which did not give the desired result.  
 SELECT Name, Class FROM Students WHERE  
 Stream\_Name=NULL or Stream\_Name='%computers';  
 Help Mr. Mittal to run the query by removing the error and write correct query.  
**Ans:** SELECT Name, Class FROM Students WHERE Stream\_Name IS  
 NULL or Stream\_Name LIKE '%computers';
10. Mr. Sondhi created two tables with DEPTNO as primary key in Table1 and foreign key in Table2. While inserting a row in Table2, Mr. Sondhi is not able to enter a value in the column DEPTNO. What could be the possible reason for it?  
**Ans:** The possible reason could be the DEPTNO being entered in Table2 is not present in Table1 i.e. the referential integrity is imposed.
11. Write a command to add a NOT NULL constraint on Fees column of a Student table.  
**Ans:** ALTER TABLE Student MODIFY Fees INTEGER NOT NULL;
12. Define Foreign Key with reference to RDBMS.  
**Ans:** A non key attribute is called foreign key if it is a primary key of another table.
13. Table BANK has 2 rows and 3 columns. Table CUSTOMER has 4 rows and 3 columns. What will be the cardinality and degree of the Cartesian product of them?  
**Ans:** Cardinality = Rows = 2 rows of BANK × 4 rows of CUSTOMER = 8 rows.  
 Degree = Columns = 3 columns of BANK + 3 columns of CUSTOMER = 6 columns.
14. There is a column HOBBY in a Table CONTACTS. The following two statements are giving different outputs. what may be the possible reason?  
 SELECT COUNT(\*) FROM CONTACTS;  
 SELECT COUNT(HOBBY) FROM CONTACTS;  
**Ans:** They are giving different values because there exist NULL values in the column HOBBY of the table CONTACTS.
15. Mr. Tandon is using table EMP with the following columns.  
 ECODE, DEPT, ENAME, SALARY  
 He wants to display all information of employees (from EMP table) in ascending order of ENAME and within it in ascending order of DEPT. He wrote the following command, which did not show the desired output.  
 SELECT \* FROM EMP ORDER BY NAME DESC, DEPT;  
 Rewrite the above query to get the desired output.

**Ans:** SELECT \* FROM EMP ORDER BY NAME, DEPT;

16. Write two examples of DBMS software.

**Ans:** MySQL and Oracle.

17. What is meant by NULL value in MySQL?

**Ans:** NULL indicates no value is provided.

18. Table 'Club' has 4 rows and 3 columns. Table 'Member' has 2 rows and 05 columns. What will be the cardinality of the Cartesian product of them?

**Ans:** Cardinality = No of Rows = 4 rows of Club Table × 2 rows of Member Table = 8

19. A numeric data field CHANGER contains 25565.7765. Write a commands round off CHANGER to (i) up to 2 decimal places (i.e., expected result 25565.78) (ii) whole number (i.e., expected result 25566)

**Ans:** (i) SELECT ROUND(25565.7765,2);

(ii) SELECT ROUND(25565.7765,0); or SELECT ROUND(25565.7765);

20. Gopi Krishna is using a table Employee. It has the following columns:

Code, Name, Salary, Deptcode

He wants to display maximum salary department wise. He wrote the following command SELECT Deptcode, MAX(Salary) FROM Employee;

But he did not get the desired result. Rewrite the above query with necessary changes to help him get the desired output.

**Ans:** SELECT Deptcode, MAX(Salary) FROM Employee GROUP BY Deptcode;

### HOTS BASED QUESTIONS

1. What is the purpose of DROP TABLE command in MySql? How is it different from DELETE command?

**Ans:** The DROP TABLE command is used to remove a table from the database, and also removes all of its data. The DELETE command only deletes rows from a MySQL database but the table remain in the database.

2. Table Employee has 4 records and Table Dept has 3 records in it. Mr. Jain wants to display all information stored in both of these related tables. He forgot to specify equi-join condition in the query. How many rows will get displayed on execution of this query?

**Ans:** 20 rows will get displayed.

Consider the table RESULT given below Write commands in MySql for (i) to (iv) and output for

(v) to (vii):

**Table: Result**

| No | Name    | Stipend | Subject     | Average | Division |
|----|---------|---------|-------------|---------|----------|
| 1  | Sharon  | 400     | English     | 38      | THIRD    |
| 2  | Amal    | 680     | Mathematics | 72      | FIRST    |
| 3  | Vedant  | 500     | Accounts    | 67      | FIRST    |
| 4  | Shakeer | 200     | Informatics | 55      | SECOND   |
| 5  | Anandha | 400     | History     | 85      | FIRST    |
| 6  | Upasna  | 550     | Geography   | 45      | THIRD    |

- (i) To list the names of those students, who have obtained Division as FIRST in the ascending order of Name.
- (ii) To display a report listing NAME, SUBJECT and Annual stipend received assuming that the stipend column has monthly stipend.
- (iii) To count the number of students, who have either Accounts or Informatics as Subject.
- (iv) To insert a new row in the table Result: 7, "Mohan", 500, "English", 73, "Second";

**Ans:** (i) SELECT Name FROM Result WHERE Division='FIRST' ORDER BY Name;  
(ii) SELECT Name, Subject, Stipend\*12 AS 'Annual Stipend' FROM Result;  
(iii) SELECT COUNT(\*) FROM Result WHERE Subject='Accounts' OR Subject='Informatics';  
(iv) INSERT INTO Result VALUES (7, "Mohan", 500, "English", 73, "Second");

3. Write a MySQL command for creating a table "PAYMENT" whose structure is given below:

**Table: PAYMENT**

| Field Name     | Datatype | Size | Constraint  |
|----------------|----------|------|-------------|
| Loan_number    | Integer  | 4    | Primary key |
| Payment_number | Varchar  | 3    |             |
| Payment_date   | Date     |      |             |
| Payment_amount | Integer  | 8    | Not Null    |

```
CREATE TABLE PAYMENT (
 Loan_number INTEGER(4) PRIMARY KEY ,
 Payment_number VARCHAR(3) , Payment_date
 DATE ,
 Payment_amount INTEGER (8) NOT NULL) ;
```

4. Given below is a table Patient.

| Name         | P_No  | Date_Admn  | Doc_No |
|--------------|-------|------------|--------|
| Vimla Jain   | P0001 | 2011-10-11 | D201   |
| Ishita Kohli | P0012 | 2011-10-11 | D506   |
| Vijay Verma  | P1002 | 2011-10-17 | D201   |
| Vijay Verma  | P1567 | 2011-11-22 | D233   |

- (i) Identify the primary key in the given table.
- (ii) Write MySQL query to add a column Department with data type varchar and size 30 in the table Patient.

**Ans:** (i) Primary key: P\_No.  
(ii) ALTER TABLE Patient ADD (Department varchar(30));

5. State difference between date functions NOW( ) and SYSDATE( ) of MySQL.

**Ans:** SYSDATE( ) returns the time at which it executes. This differs from the behaviour for NOW(), which returns a constant time that indicates the at which the statement began to execute.

Example:

```
mysql> select now(), sleep(2), now();
+-----+-----+-----+
| now() | sleep(2) | now() |
+-----+-----+-----+
| 2015-01-06 21:24:11 | 0 | 2015-01-06 21:24:11 |
+-----+-----+-----+
1 row in set (2.00 sec)

mysql> select sysdate(), sleep(2), sysdate();
+-----+-----+-----+
| sysdate() | sleep(2) | sysdate() |
+-----+-----+-----+
| 2015-01-06 21:27:07 | 0 | 2015-01-06 21:27:09 |
+-----+-----+-----+
1 row in set (2.00 sec)
```

6. Name a function of MySQL which is used to remove trailing and leading spaces from a string.

**Ans:** TRIM()

7. Consider the following table named "SBOP" with details of account holders. Write commands of MySQL for (i) to (iv) and output for (v) to (vi).

**Table : SBOP**

| Accountno | Name        | Balance  | DateOfopen | Transaction |
|-----------|-------------|----------|------------|-------------|
| SB-1      | Mr. Anil    | 15000.00 | 2011-02-24 | 7           |
| SB-2      | Mr. Amit    | 23567.89 |            | 8           |
| SB-3      | Mrs. Sakshi | 45000.00 | 2012-02-04 | 5           |
| SB-4      | Mr. Gopal   | 23812.35 | 2013-09-22 |             |
| SB-5      | Mr. Dennis  | 63459.80 | 2009-11-10 | 15          |

- (i) To display Accountno, Name and DateOfopen of account holders having transactions more than 8.
- (ii) To display all information of account holders whose transaction value is not mentioned.
- (iii) To add another column Address with datatype and size as VARCHAR(25).
- (iv) To display the month day with reference to DateOfopen for all the account holders.
- (v) SELECT Count(\*) FROM SBOP;
- (vi) SELECT Name, Balance FROM SBOP WHERE Name LIKE "%i";
- (vii) SELECT ROUND(Balance, -3) FROM SBOP WHERE Accountno="SB- 5";

**Ans:** (i) SELECT Accountno, Name, DateOfopen FROM SBOP WHERE Transaction>8;  
(ii) SELECT \* FROM SBOP WHERE Transaction IS NULL;

(iii) ALTER TABLE SBOP ADD (Address varchar(25));

|                 |
|-----------------|
| <b>COUNT(*)</b> |
| 5               |

(iv) SELECT DAYOFMONTH(Dateofopen) FROM SBOP; (v)

| <b>Name</b> | <b>Balance</b> |
|-------------|----------------|
| Mrs.Sakshi  | 45000.00       |



## Artificial Intelligence

Artificial Intelligence (AI) basically refers to the ability of a machine or a computer program to think and learn. In simple words, field of AI revolves around bringing out technologies that help build machines that can think, act, and learn like humans.

An AI based program and technology should be capable of:

- It should be able to mimic human thought process and behavior e.g., learning from mistakes, catching up with new ideas, learning new things from new exposure, past experiences (this ability is called heuristics.) etc.
- It should act in a human-like way - intelligent, rational, ethical, i.e., it should take right decisions in ethical ways.

### Applications of AI

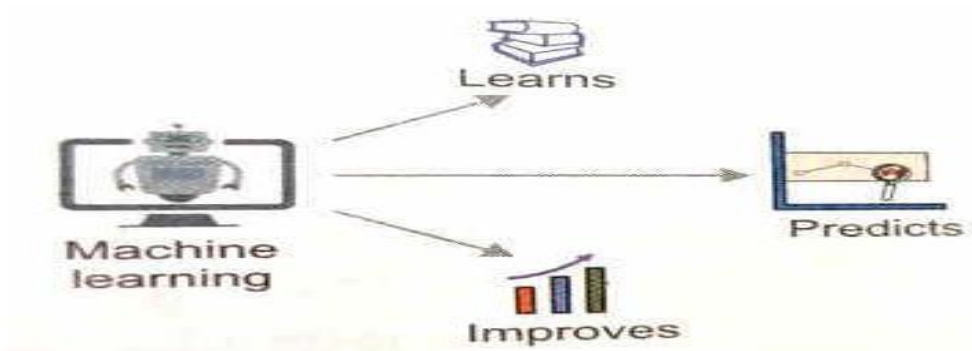
- Handwriting Recognition
- Gaming
- Intelligent Robots
- Natural Language Processing etc.

### Common examples of AI to day are:

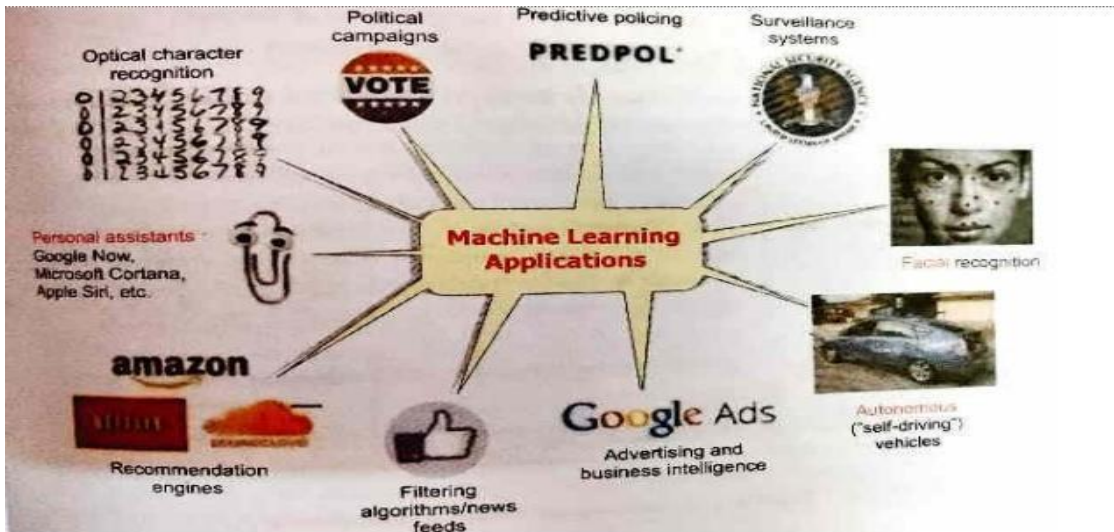
- Humanoid Robot-Sophia
- Siri or Alexa – the personal assistant
- Google's NEST - is a line of smart home products including smart speakers, smart displays, streaming devices, thermostats, smoke detector set c.
- Self-Driving cars like Tesla.
- Online games like Alien: Isolation



### Machine Learning



- Machine Learning is a subsystem of Artificial Intelligence, wherein computers have the ability to learn from data using statistical techniques, without being explicitly programmed by a human being.
- It comprises algorithms that use data to learn on their own and make predictions.
- These algorithms, called models, are first trained, and tested using a training data and testing data, respectively.
- After successive trainings, once these models are able to give results to an acceptable level of accuracy, they are used to make predictions about new and unknown data.



### Natural Language Processing (NLP)

- NLP is an artificial intelligence technique that lets machines process and understand language like humans do using computational linguistics combined with machine learning, deep learning, and statistical modelling.
- The predictive typing (Auto complete) feature of search engine that helps us by suggesting the next word in the sentence while typing keywords and the spell

checking features are examples of Natural Language Processing(NLP).

- It deals with the interaction between human and computers using human spoken languages, such as Hindi, English, etc.

### Immersive Experiences

- Immersive experiences allow us to visualize, feel and react by stimulating our senses. It enhances our interaction and involvement, making them more realistic and engaging.
- Used in driving simulators, flight simulator, videogames and soon.
- Immersive experience can be achieved using virtual reality and augmented reality.



Driving Simulator

### Virtual Reality

- Virtual Reality(VR) is a three-dimensional, computer-generated situation that simulates the real world.
- The user can interact with and explore that environment by getting immersed in it while interacting with the objects and other actions of the user.
- It is achieved with the help of VR Headsets.
- In order to make the experience of VR more realistic, it promotes other sensory information like sound, smell, motion, temperature, etc.
- Used in gaming, military training, medical procedures, entertainment etc.




VR Headset

## Augmented reality

- The superimposition of computer-generated perceptual information over the existing physical surroundings is called as Augmented Reality (AR).
- It adds components of the digital world to the physical world, along with the associated lean do the sensory requirements, there by making the environment interactive and digitally manipulate able.

Virtual Component+ Reality=Augmented Reality



## Robotics

- A robot is basically a machine capable of carrying out one or more tasks automatically with accuracy and precision.
- A robot is programmable.
- Used for doing repetitive industrial tasks that are boring or stressful for humans or were labor-intensive.
- Sensors are one of the prime components of a robot.
- Robot can be of many types, such as wheeled robots, legged robots, manipulators, and humanoids.
- Robots that resemble humans are known as humanoids.
- Robots are being used in industries, medical science, bionics, scientific research, military, etc.
- Some examples are:
  - NASA's Mars Exploration Rover (MER) mission is a robotic space mission to study about the planet Mars.
  - Sophia is a humanoid that uses artificial intelligence, visual data processing, facial recognition and also imitates human gestures and facial expressions.



### Bigdataanditscharacteristics

- Data sets of enormous volume and complexity are called BigData.
- Such data cannot be processed and analyzed using traditional data processing tools as the data is not only voluminous, but also unstructured like our posts, instant messages and chats, photographs that we share through various sites, our tweets, blog articles, news items, opinion polls and their comments, audio/video chats, etc.
- Italsoinvolvesvariouschallengeslikeintegration,storage,analysis,searching,processing, transfer,querying and visualization of such data.

- **Characteristics of BigData:**

- Volume: Enormous size.
- Velocity: Which the data under consideration is being generated and stored.
- Variety : Data set has varied data, such as structured, semi-structured and unstructured data. Some examples are text, images, videos, web pages and soon.
- Veracity: Veracity refers to the trustworthiness of the data. Big data can be sometimes inconsistent, biased, noisy.
- Value: Bigdata possess to have hidden patterns and useful knowledge.

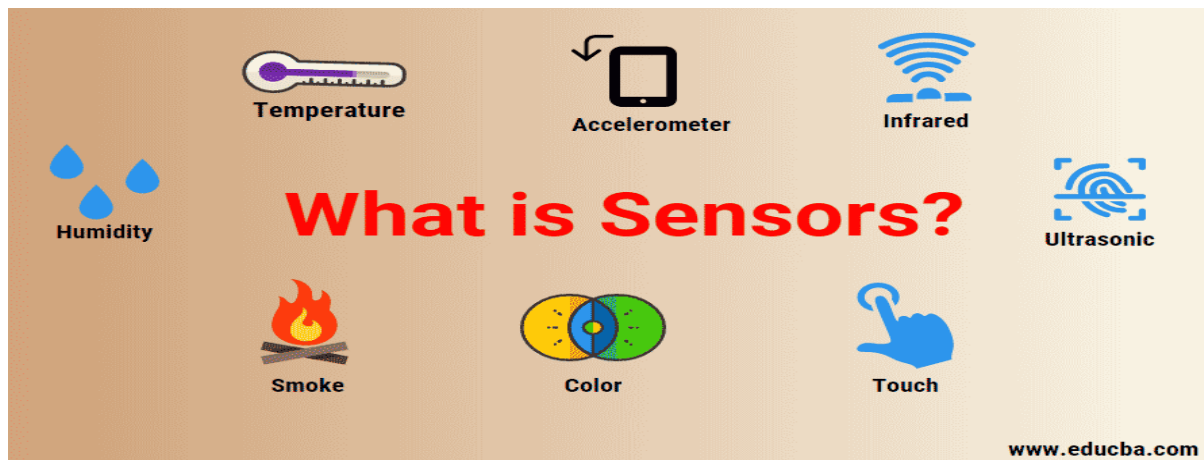
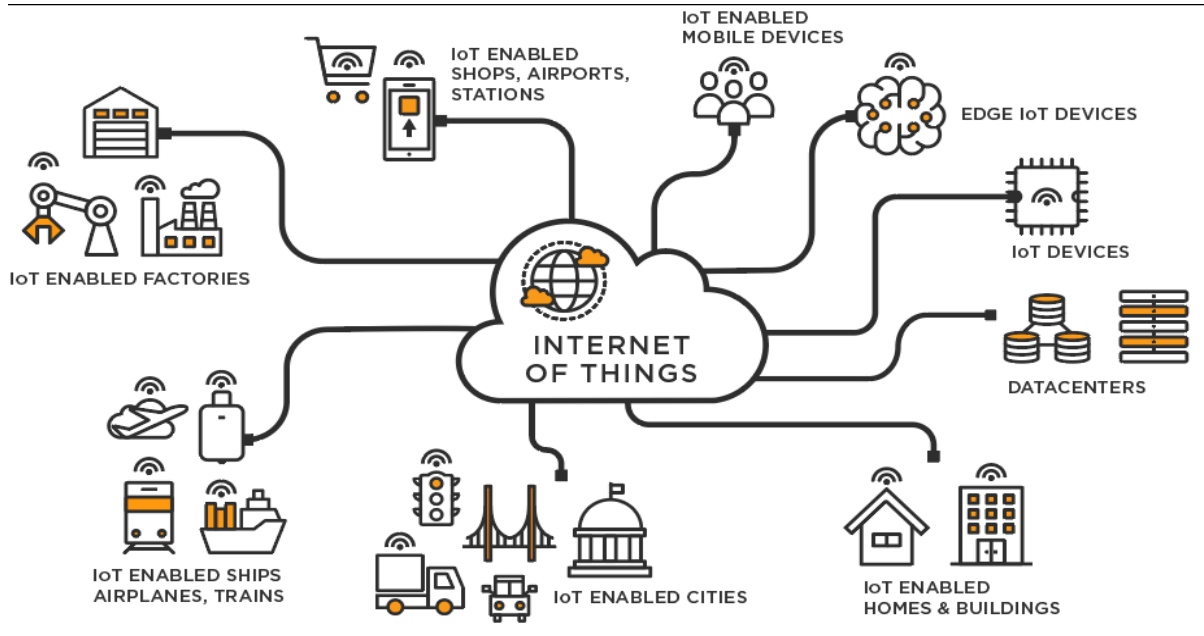


### InternetofThings(IoT)

- The 'Internet of Things' is a network of devices that have an embedded hardware and software to communicate (connect and exchange data) with other devices on the same network.

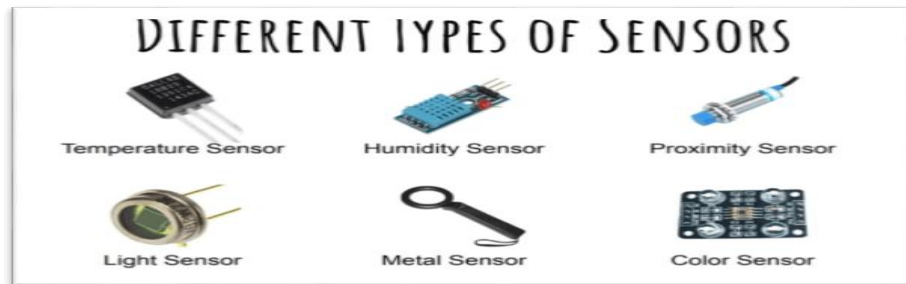
- The term computer network that we commonly use is the network of computers.
- Such a network consists of a laptop, desktop, server, or a portable device like tablet, smart phone, smart watch, etc., connected through wire or wireless.
- We can communicate between these devices using Internet or LAN.
- IoT tends to bring together these devices to work in collaboration and assist each other in creating an intelligent network of things.

For example, if a microwave oven, an air conditioner, door lock, CCTV camera or other such devices are enabled to connect to the Internet, we can access and remotely control them using our smart phone.



- A smart sensor is a device that takes input from the physical environment and uses built-in computing resources to perform pre defined functions upon detection of specific input and then process data before passing it on.
- Sensors are very commonly used for monitoring and observing elements in real world applications.

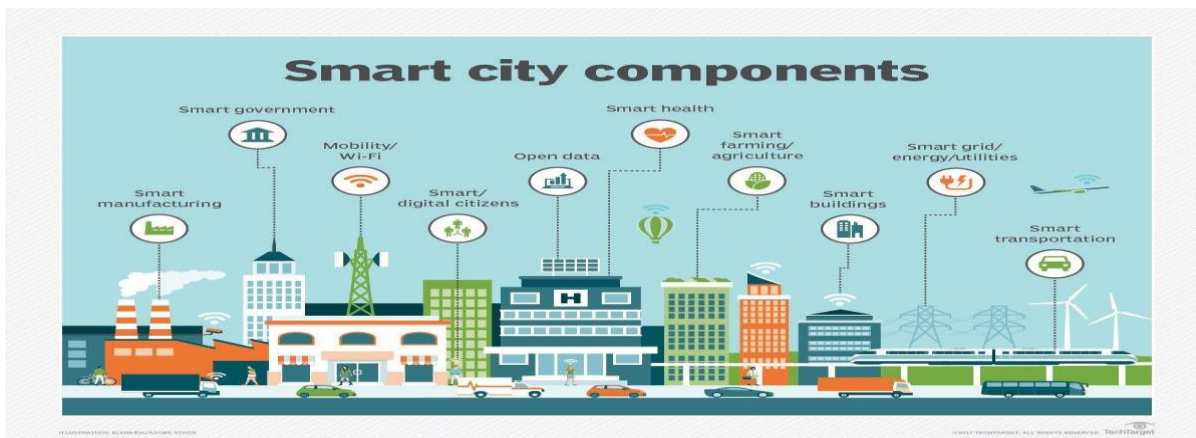
- Example: What happens when you hold your mobile vertically or horizontally?  
The display also changes to vertical or horizontal with respect to the way we hold our mobile. This is possible with the help of two sensors, namely accelerometer and gyroscope (gyro). The accelerometer sensor in the mobile phones detects the orientation of the phone. The gyroscope sensors tracks rotation or twist of your hand and add to the information supplied by the accelerometer.



### Smart Cities

- The challenges like management of resources like and water, waste, air pollution, health and sanitation, traffic congestions, public safety, and security etc. are forcing many city planners around the world to look for smarter ways to manage the man make cities sustainable and liveable.
- The idea of smart city makes use of computer and communication technology along with IoT, WoT (Web of Things) to manage and distribute resources efficiently.
- Example:

The smart building uses sensors to detect earthquake tremors and then warn nearby buildings so that they can prepare themselves accordingly.



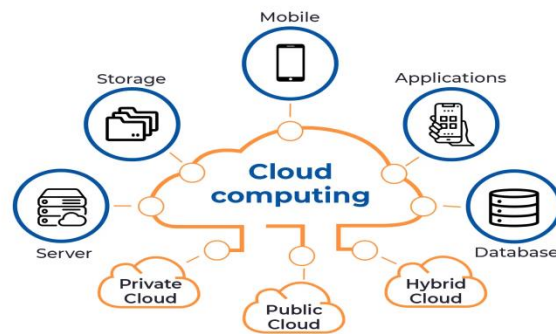
### Cloud Computing

- Computer-based services delivered over the Internet or the cloud, which can be accessed anywhere using any smart device.
- The services comprises of software, hardware (servers), databases, storage, etc.
- These resources are provided by companies called cloud service providers and

usually charge on pay per use basis, like the way we pay for electricity usage.

- Cloud computing offers cost-effective, on-demand resources.

A user can avail need-based resources from the cloud at a very reasonable cost



### CloudServices

- Different computing services delivered through cloud are Infrastructure as a Service (IaaS), Platform as a Service (PaaS), and Software as a Service (SaaS).
- Infrastructure as a Service (IaaS): The IaaS providers can offer different kinds of computing infrastructure, such as servers, virtual machines (VM), storage and backup facility, network components, operating systems or any other hardware or software.
- Platform as a Service (PaaS): Through this service, a user can install and execute an application without worrying about the underlying infrastructure and their setup. That is, PaaS provides a platform or environment to develop, test, and deliver software applications.
- Software as a Service (SaaS): SaaS provides on-demand access to application software, usually requiring a licensing or subscription by the user. While using Google Doc, Microsoft Office 365, Drop Box, etc., to edit a document online, we use SaaS from cloud. A user is not concerned about installation or configuration of the software application if the required software is accessible.

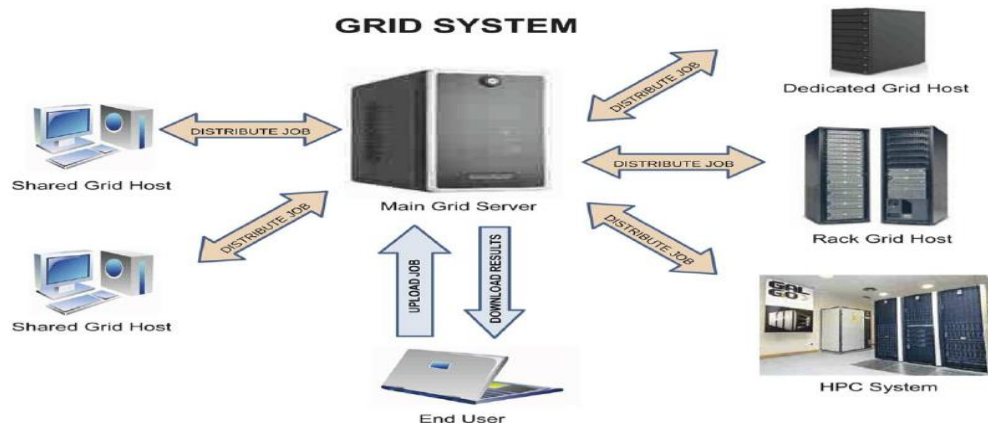
### Grid Computing

- A grid is a computer network of geographically dispersed and heterogeneous computational resources.
- Unlike cloud, whose primary focus is to provide services, a grid is more application specific and creates a sense of a virtual supercomputer with an enormous processing



power and storage.

- The constituent resources are called nodes.
- These different nodes temporarily come together to solve a single large task and to reach a common goal.
- Grid can be of two types—
  - Data grid, used to manage large and distributed data having the required multi-user access.
  - CPU or Processor grid, where processing is moved from one PC to another as needed or a large task is divided into subtasks and allotted to various nodes for parallel processing.
- The Globus toolkit is a software toolkit used for building grids, and it is an open source.
- It includes software for security, resource management, data management, communication, fault detection, etc.



## Blockchains

- Traditionally, we perform digital transactions by storing data in a centralized database and the transactions performed are updated one by one on the database. That is how the ticket booking websites or banks operate. However, since all the data is stored on a central location, there are chances of data being hacked or lost.
- The block chain technology works on the concept of decentralized and shared database where each computer has a copy of the database.

A block can be thought as a secured chunk of data or valid transaction

- Each block has some data called its header, which is visible to every other node, while only the owner has access to the private data of the block. Such blocks form a chain called block chain.
- We can define block chain as a system that allows a group of connected computers to maintain a single updated and secure ledger. Each computer or node that participates in the block chain receives a full copy of the database.
- It maintains an 'append only' open ledger which is updated only after all the nodes within the network authenticate the transaction. Safety and security of the

transactions are ensured because all the members in the network keep a copy of the block chain and so it is not possible for a single member of the network to make changes or alter data. Popular application of block chains technology is in digital currency

## Questions

### MCQ

1. \_\_\_\_\_ are the state-of-the-art technologies, which gain popularity and set a new trend among users.
  - a. Emerging trends
  - b. Popular trends
  - c. Trends
  - d. None of the above
2. **Example of Artificial Intelligence**
  - a. Google Now
  - b. Cortana
  - c. Alexa
  - d. All of the above
3. **Spell checking features are examples of \_\_\_\_\_.**
  - a. Data Science
  - b. Nero Science
  - c. Natural Language Processing
  - d. All of the above
4. \_\_\_\_\_ deals with the interaction between human and computers using human spoken languages, such as Hindi, English, etc.
  - a. Data Science
  - b. Nero Science
  - c. Natural Language Processing
  - d. All the above
5. \_\_\_\_\_ allow us to visualize, feel and react by stimulating our senses.
  - a. Immersive experiences
  - b. Augmented Reality
  - c. Virtual Reality
  - d. None of the above
6. **Immersive experiences have been used in the field of \_\_\_\_\_.**
  - a. Training
  - b. Driving Simulators
  - c. Flight Simulator
  - d. All the above
7. \_\_\_\_\_ is a three-dimensional, computer-generated situation that simulates the real world.

- a. Immersive experiences
  - b. Augmented Reality
  - c. Virtual Reality
  - d. None of the above
- 8. Virtual Reality have been used in the field of \_\_\_\_\_.**
- a. Military training
  - b. Psychology
  - c. medical procedures
  - d. All of the above
- 9. The superimposition of computer-generated perceptual information over the existing physical surroundings is called as \_\_\_\_\_.**
- a. Immersive experiences
  - b. Augmented Reality
  - c. Virtual Reality
  - d. None of the above
- 10. A \_\_\_\_\_ is basically a machine capable of carrying out one or more tasks automatically with accuracy and precision.**
- a. Immersive experiences
  - b. Augmented Reality
  - c. Virtual Reality
  - d. Robot
- 11. What are the different types of robots.**
- a. Wheeled robots
  - b. Manipulators
  - c. Humanoids
  - d. All of the above
- 12. NASA's Mars exploration \_\_\_\_\_ mission is a a robotic space mission to study about the planet mars.**
- a. Rover
  - b. Sophia
  - c. Drone
  - d. None of the above
- 13. \_\_\_\_\_ is a humanoid that uses artificial intelligence, visual data processing, facial recognition and imitates human gestures and facial expressions.**
- a. Rover
  - b. Sophia
  - c. Drone
  - d. None of the above
- 14. A \_\_\_\_\_ is an unmanned aircraft which can be remotely controlled or can fly autonomously through software-controlled flight plans in their embedded systems, working in conjunction with onboard sensors and GPS.**
- a. Rover
  - b. Sophia
  - c. Drone
  - d. None of the above
- 15. Network of interconnected items with integrated sensors that can gather and transmit data in real time is known as the \_\_\_\_\_.**

- a. Internet of Things
- b. Big Data
- c. Model
- d. None of the above

**16. Today, there are over a billion Internet users, and majority of the world's web data is coming from different device, this is the best example of \_\_\_\_\_.**

- a. Top Data
- b. Big Data
- c. Model
- d. None of the above

**17. What are the different challenges in the big data.**

- a. Integration
- b. Storage
- c. Analysis
- d. All the above

**18. What is the characteristics of big data.**

- a. Volume & Velocity
- b. Variety & Veracity
- c. Value
- d. All the above

**19. \_\_\_\_\_ refers to the trustworthiness of the data because processing such incorrect data can give wrong results or mislead.**

the interpretations.

- a. Volume
- b. Velocity
- c. Variety
- d. Veracity.

**20. \_\_\_\_\_ makes use of computer and communication technology along with IoT to manage and distribute resources efficiently.**

- a. Smart Cities
- b. Smart Ways
- c. Smart planner
- d. None of the above

### **VSA QUESTIONS**

1. List some of the cloud based services that you are using at present?
2. What is Artificial Intelligence?
3. What is a strong example of AI?
4. What is Machine Learning?

5. Explain NLP.
6. What is VR?
7. Explain AR.
8. Define Robotics.
9. What is big data?
10. What are sensors?
11. Explain IoT.
12. Write about cloud computing.
13. Explain grid computing.
14. Explain Blockchain technology.

### **SA QUESTIONS**

1. Five friends plan to try a startup. However, they have a limited budget and limited computer infrastructure. How can they avail the benefits of cloud services to launch their startup?
2. How is IoT and WoT related?
3. Differentiate between cloud computing and grid computing with suitable examples.
4. Explain the use of sensors with example.
5. Five friends plan to try a startup. However, they have a limited budget and limited computer infrastructure. How can they avail the benefits of cloud services to launch their startup?
6. Which is not one of the features of IoT devices?
7. Microsoft Office 365 is an example of which type of cloud service model?
8. PaaS offering typically follows a pay-as-you-go pricing model.

### **Long Answers-QUESTIONS**

1. Government provides various scholarships to students of different classes. Prepare a report on how blockchain technology can be used to promote accountability, transparency, and efficiency in distribution of scholarships?
2. 'Storage of data is cost effective and time saving in cloud computing.' Justify the above statement.
3. What is on-demand service? How is it provided in cloud computing?
4. Write examples of the following:
  - a) Government provided cloud computing platform.
  - b) Large scale private cloud service providers and the services

5. A company interested in cloud computing is looking for a provider who offers a set of basic services such as virtual server provisioning and on-demand storage that can be combined into a platform for deploying and running customized applications. What type of cloud computing model fits these requirements?

## ANSWERS

### MCQ-Answers

1. a. Emerging trends
2. d. All of the above
3. c. Natural Language Processing
4. c. Natural Language Processing
5. a. Immersive experiences
6. d. All of the above
7. c. Virtual Reality
8. d. All of the above
9. b. Augmented Reality
10. d. Robot
11. d. All of the above
12. a. Rover
  
13. b. Sophia
14. c. Drone
15. a. Internet of Things
16. b. Big Data
17. d. All of the above
18. d. All of the above
19. d. Veracity
20. a. Smart Cities

### VSA -ANSWERS

1.
  - (A) Infrastructure as a Services (IaaS) -Google Drive, Git, Google Docs.
  - (B) Platform as a Services (PaaS)-Web Server.
  - (C) Software as a service (SaaS) -Microsoft Office 365
2. Artificial Intelligence (AI) basically refers to the ability of a machine or a computer program to think and learn.
3. Self-driving cars: Google and Elon Musk have shown us that self-driving cars are possible. However, self-driving cars require more training data and testing due to the various activities that it needs to account for, such as giving right of way or identifying debris on the road.

4. Machine Learning comprises of algorithms that use data to learn on their own and make predictions.
5. NLP is an artificial intelligence technique that lets machines process and understand language like humans do.
6. Virtual Reality (VR) is a three-dimensional, computer-generated situation that simulates the real world.
7. AR adds components of the digital world to the physical world, along with the associated tactile and other sensory requirements.
8. Robotics is basically a machine capable of carrying out one or more tasks automatically with accuracy and precision.
9. Datasets of enormous volume and complexity are called Big Data.
10. A smart sensor is a device that takes input from the physical environment and uses built-in computing resources to perform predefined functions upon detection of specific input and then processes data before passing it on.
11. The 'Internet of Things' is a network of devices that have an embedded hardware and software to communicate (connect and exchange data) with other devices on the same network.
12. Computer-based services delivered over the Internet or the cloud, which can be accessed anywhere using any smart device
13. A grid is a computer network of geographically dispersed and heterogeneous computational resources.
14. The blockchain technology works on the concept of decentralized and shared databases where each computer has a copy of the database.

### **SA –ANSWERS**

1. They can use some free services available on public clouds such as Google Drive, AWS (Amazon Web Services ) etc.
2. IoT (Internet of Things) is about creating a network of objects, things, people, systems and applications . WoT(Web of Things) tries to integrate the objects ,things and people etc. to the web using existing web standards.

IoT needs a single universal application protocol to integrate the things. WoT reuses and leverages readily available and widely popular web protocols, standards and blueprints to make data and services offered by objects more accessible .

In overall both IoT and WoT provides a facility to control the different devices remotely by using smartphone or laptop or desktop.

**3. Ans:**

|                                                                                                   |                                                                                         |
|---------------------------------------------------------------------------------------------------|-----------------------------------------------------------------------------------------|
| CloudComputing                                                                                    | GridComputing                                                                           |
| Oneservertocomputerseveraltasksorservicesconcurrently,eVirtualizationofservices.                  | MultipleServersareallocatedontheSingleApplication.                                      |
| ItisServiceOriented.i.emorefrequentlyusedtosupportlongservices.                                   | Application oriented, i.e. typicallyused for job execution for a limitedtime.           |
| MultipleServices                                                                                  | SingleApplication                                                                       |
| Ondemandservices                                                                                  | Maximum computing for oneapplication.                                                   |
| Acentralcomputerserverwithsingleaccess pointandspansseveralcomputingcentres. LikeGoogleandAmazon. | Adecentralizedsystem,whichspansgeographicallydistributedsitesand lackofcentral control. |
| Virtualizationofhardware,softwareand storageplatforms.                                            | Virtualization of data andcomputing resources.                                          |
| GoogleDrive,OneDrive,MobileApplications                                                           | GridGain, JPPF, IBo55Cache,EhCache                                                      |

**4.** Sensors are very commonly used for monitoring and observing elements in real world applications.

Example: What happens when you hold your mobile vertically or horizontally?

The display also changes to vertical or horizontal with respect to the way we hold our mobile. This is possible with the help of two sensors, namely accelerometer and gyroscope (gyro). The accelerometer sensor in the mobile phones detects the orientation of the phone. The gyroscope sensor tracks rotation or twist of your hand and add to the information supplied by the accelerometer.

**5.** They can use some free services available on public cloud such as Google Drive, AWS (Amazon Web Services) etc.



6. b) Programmable
7. c) Software as a Service
8. a) True

#### LONG -ANSWERS

1. Using blockchain, a complete trail of all the scholarships allotted and the allottee's details will be available. Blockchain will ensure that it is available to all the clients and cannot be compromised or forged. Thus, it will promote accountability, transparency and efficiency in the distribution of scholarships.
2. In cloud computing, the on-demand services are available instantly and one has to pay only for the service and not for the entire infrastructure. Thus, when one avails storage on a cloud, they just pay for the storage they used and not for other infrastructure, hence it is cost-effective. And since cloud services are readily available, these are time saving too.
3. On-demand services allow users to use a service instantly as and when required. The cloud services are on-demand services which make available the cloud resources at runtime, when and where needed. On-demand cloud services allow end users to use cloud computing, storage, software and other resources instantly and in many cases without limits.
4. a) Megh Raj  
b) Drop Box, Google Drive, One Drive
5. c) Infrastructure as a Service

**KENDRIYA VIDYALAYA SANGATHAN, CHANDIGARH REGION**  
**PRACTICE PAPER**  
**CLASS - XI**

**INFORMATICS PRACTICES(065)(2023-24)**

**TIME ALLOWED: 03 HOURS**

**M.M.: 70**

**QUESTION PAPER**

**GENERAL INSTRUCTIONS:**

1. This question paper contains five sections, Section A to E.
2. All questions are compulsory.
3. Section A have 18 questions carrying 01 mark each.
4. Section B has 07 Very Short Answer type questions carrying 02 marks each.
5. Section C has 05 Short Answer type questions carrying 03 marks each.
6. Section D has 03 Long Answer type questions carrying 05 marks each.
7. Section E has 02 questions carrying 04 marks each.
8. All programming questions are to be answered using Python Language only.

| <b>SECTION-A</b>                      |                                                                                                                                               |              |
|---------------------------------------|-----------------------------------------------------------------------------------------------------------------------------------------------|--------------|
| <b>Each question carries 01 marks</b> |                                                                                                                                               |              |
| <b>Q.<br/>NO.</b>                     | <b>QUESTION</b>                                                                                                                               | <b>MARKS</b> |
| <b>01.</b>                            | <b>What will be the output of the following code <code>13 or len(13)</code></b>                                                               | <b>1</b>     |
| <b>02.</b>                            | Which are valid identifiers?<br>a) @ab          b)_basicsalary      c)4a b          d)if                                                      | <b>1</b>     |
| <b>03.</b>                            | <b>C=10 __3 Which operator should be used to get the value of c as 1</b><br>a) /<br>b) //<br>c) %<br>d) None of the mentioned                 | <b>1</b>     |
| <b>04.</b>                            | <b>What will be the output of the following code</b><br>Evaluate the following expression<br>(a) 10.0      (b) 6.0      (c) 9.0      (d) 12.0 | <b>1</b>     |
| <b>05.</b>                            | <b>Predict the output of the following code:</b><br><br>X=3<br><br>If x>2 and x<5 or x==6:<br><br>Print("ok")<br><br>else:                    | <b>1</b>     |

|            |                                                                                                                                                                                                              |          |
|------------|--------------------------------------------------------------------------------------------------------------------------------------------------------------------------------------------------------------|----------|
|            | <p>print("no output")</p> <p>a . ok</p> <p>b. okok</p> <p>c. no output</p> <p>d. none of above</p>                                                                                                           |          |
| <b>06.</b> | <p>Identify the type of data L=[2,6,8,10]</p> <p>i)List ii) Tuple iii) Dictionary iv) Boolean</p>                                                                                                            | <b>1</b> |
| <b>07.</b> | <p>Which of the following functions will return length of a dictionary?</p> <p>(a) len( )</p> <p>(b) length()</p> <p>(c) items()</p> <p>(d) all of these</p>                                                 | <b>1</b> |
| <b>08.</b> | <p>What MySql command will be used to open an already existing database "LIBRARY"</p> <p>(a) Use (b) Open (c) Show (d) Delete</p>                                                                            | <b>1</b> |
| <b>09.</b> | <p>Inatable 'Employee', a column 'Occupation' contains many duplicate values. Which keyword would you use if you wish to list only different values?</p> <p>(a) Rename (b) Distinct (c) Alter (d) Update</p> | <b>1</b> |
| <b>10.</b> | <p>Identify the wild card character used in LIKE operator?</p> <p>(a) % (b) " (c) \$ (d) #</p>                                                                                                               | <b>1</b> |
| <b>11.</b> | <p>Which of the following command is used to remove the rows from a table &gt;</p> <p>(a) Delete (b) Drop (c) Kill (d) Truncate</p>                                                                          | <b>1</b> |
| <b>12.</b> | <p>Which of the following keyword is used to suppress duplicate records?</p> <p>(a) IS (b) NULL (c) DISTINCT (d) READ</p>                                                                                    | <b>1</b> |
| <b>13.</b> | <p>Which of the Key is used to identify the records uniquely in a table?</p> <p>(a) PRIMARY KEY (b) CANDIDATE KEY</p> <p>(c) ALTERNATE KEY (d) FOREIGN KEY</p>                                               | <b>1</b> |
| <b>14.</b> | <p>_____ is use to compare NULL values</p> <p>(a) Between (b) is (c) and (d) or</p>                                                                                                                          | <b>1</b> |
| <b>15.</b> | <p>What is the component that used to both read and writes data</p>                                                                                                                                          | <b>1</b> |

|                                                                      |                                                                                                                                                                                                                                                                                                                                                                                                                                                                                               |   |
|----------------------------------------------------------------------|-----------------------------------------------------------------------------------------------------------------------------------------------------------------------------------------------------------------------------------------------------------------------------------------------------------------------------------------------------------------------------------------------------------------------------------------------------------------------------------------------|---|
|                                                                      | (a) ROM (b) RAM (c) Hard drive (d) Cache memory                                                                                                                                                                                                                                                                                                                                                                                                                                               |   |
| 16.                                                                  | <p>..... Uniquely identifies a person on the basis of physical or behavioural traits such as fingerprints, DNA etc.</p> <p>i) Touch screen</p> <p>ii) Biometric sensor</p> <p>iii) Optical character reader</p> <p>iv) QR code</p>                                                                                                                                                                                                                                                            | 1 |
| 17.                                                                  | <p>Example of Artificial Intelligence</p> <p>a. Google Now    b. Cortana    c. Alexa    d. All of the above</p>                                                                                                                                                                                                                                                                                                                                                                               | 1 |
| 18.                                                                  | <p>_____ is a humanoid that uses artificial intelligence, visual data processing, and facial recognition and imitates human gestures and facial expressions.</p> <p>a. Rover</p> <p>b. Sophia</p> <p>c. Drone</p> <p>d. None of the above</p>                                                                                                                                                                                                                                                 | 1 |
| <p><b>SECTION-B</b></p> <p><b>Each question carries 02 marks</b></p> |                                                                                                                                                                                                                                                                                                                                                                                                                                                                                               |   |
| 19.                                                                  | Differentiate between Application and System software.                                                                                                                                                                                                                                                                                                                                                                                                                                        | 2 |
| 20.                                                                  | Differentiate between Compiler and Interpreter                                                                                                                                                                                                                                                                                                                                                                                                                                                | 2 |
| 21.                                                                  | Name any four operating systems?                                                                                                                                                                                                                                                                                                                                                                                                                                                              | 2 |
| 22.                                                                  | What is data capturing?                                                                                                                                                                                                                                                                                                                                                                                                                                                                       | 2 |
| 23                                                                   | <p>How many times is the world 'HELLO' printed in the following statement?</p> <pre>s = 'python rocks' for ch in s[3 : 8]:     print ("HELLO")</pre>                                                                                                                                                                                                                                                                                                                                          | 2 |
| 24.                                                                  | What is Difference between DDL and DML                                                                                                                                                                                                                                                                                                                                                                                                                                                        | 2 |
| 25.                                                                  | <p>In the following question a statement of assertion (A) is followed by a statement of reason (R)</p> <p>(a) Both A and R are true and R is correct explanation of A</p> <p>(b) Both A and R are true but R is not the correct explanation of A</p> <p>(c) A is true but R is false for partly true</p> <p>(d) Both A and R are false or not fully true</p> <p>(1) Assertion In Python unlike other type you can change elements of list in place<br/>Reason Lists are mutable sequences</p> | 2 |

|  |                                                                                                                                                         |  |
|--|---------------------------------------------------------------------------------------------------------------------------------------------------------|--|
|  | (2) Assertion Any comma-separated group of values creates a listReason Only group of comma separated values orexpressions enclosed in [] creates a list |  |
|--|---------------------------------------------------------------------------------------------------------------------------------------------------------|--|

**SECTION-C**  
Each question carries 03 marks

| 26.         | Differentiate between cloud computing and grid computing with suitable examples.                                                                                                                                                                                                                                                                                                                                                                                                                                                                                                   | 3           |                |            |     |          |             |       |              |  |      |           |  |       |         |  |       |                |  |   |
|-------------|------------------------------------------------------------------------------------------------------------------------------------------------------------------------------------------------------------------------------------------------------------------------------------------------------------------------------------------------------------------------------------------------------------------------------------------------------------------------------------------------------------------------------------------------------------------------------------|-------------|----------------|------------|-----|----------|-------------|-------|--------------|--|------|-----------|--|-------|---------|--|-------|----------------|--|---|
| 27.         | Write a program in Python to input a number and print whether it is odd or even?                                                                                                                                                                                                                                                                                                                                                                                                                                                                                                   | 3           |                |            |     |          |             |       |              |  |      |           |  |       |         |  |       |                |  |   |
| 28.         | Write a Program in Python to calculate Simple Interest?                                                                                                                                                                                                                                                                                                                                                                                                                                                                                                                            | 3           |                |            |     |          |             |       |              |  |      |           |  |       |         |  |       |                |  |   |
| 29          | Write MySql command to create the table SHOP with given structure andconstraint:<br><br><b>Table: SHOP</b><br><table border="1" style="margin-left: 20px;"> <thead> <tr> <th>Column_Name</th> <th>DataType(Size)</th> <th>Constraint</th> </tr> </thead> <tbody> <tr> <td>Fno</td> <td>Int (10)</td> <td>Primary Key</td> </tr> <tr> <td>Fname</td> <td>Varchar (15)</td> <td></td> </tr> <tr> <td>Type</td> <td>Char (10)</td> <td></td> </tr> <tr> <td>Stock</td> <td>Int (3)</td> <td></td> </tr> <tr> <td>Price</td> <td>Decimal (8, 2)</td> <td></td> </tr> </tbody> </table> | Column_Name | DataType(Size) | Constraint | Fno | Int (10) | Primary Key | Fname | Varchar (15) |  | Type | Char (10) |  | Stock | Int (3) |  | Price | Decimal (8, 2) |  | 3 |
| Column_Name | DataType(Size)                                                                                                                                                                                                                                                                                                                                                                                                                                                                                                                                                                     | Constraint  |                |            |     |          |             |       |              |  |      |           |  |       |         |  |       |                |  |   |
| Fno         | Int (10)                                                                                                                                                                                                                                                                                                                                                                                                                                                                                                                                                                           | Primary Key |                |            |     |          |             |       |              |  |      |           |  |       |         |  |       |                |  |   |
| Fname       | Varchar (15)                                                                                                                                                                                                                                                                                                                                                                                                                                                                                                                                                                       |             |                |            |     |          |             |       |              |  |      |           |  |       |         |  |       |                |  |   |
| Type        | Char (10)                                                                                                                                                                                                                                                                                                                                                                                                                                                                                                                                                                          |             |                |            |     |          |             |       |              |  |      |           |  |       |         |  |       |                |  |   |
| Stock       | Int (3)                                                                                                                                                                                                                                                                                                                                                                                                                                                                                                                                                                            |             |                |            |     |          |             |       |              |  |      |           |  |       |         |  |       |                |  |   |
| Price       | Decimal (8, 2)                                                                                                                                                                                                                                                                                                                                                                                                                                                                                                                                                                     |             |                |            |     |          |             |       |              |  |      |           |  |       |         |  |       |                |  |   |

|     |                                                                                                                                                                                                                                                                                                                                                                                                                                                                                                                                                                                                                                                                                                |     |
|-----|------------------------------------------------------------------------------------------------------------------------------------------------------------------------------------------------------------------------------------------------------------------------------------------------------------------------------------------------------------------------------------------------------------------------------------------------------------------------------------------------------------------------------------------------------------------------------------------------------------------------------------------------------------------------------------------------|-----|
| 30. | (a) Mr. Mittal is using a table withfollowingcolumns: Name, Class, Stream_Id, Stream_Name. He needs to display names of students who have not been assigned any stream or have been assigned Stream_Name that ends with 'computers'. He wrote the following command, which did not give the desired result.<br>SELECT Name, Class FROM Students WHERE stream_Name=NULL or Stream_Name='%computers';<br>Help Mr. Mittal to run the query by removing the error and write correct query.<br><br>(b)A table FLIGHT has 4 rows and 2 columns and another table AIRHOSTESS has 3 rows and 4 columns. How many rows and columns will be there if we obtain the Cartesian product of these twotables? | 2+1 |
|-----|------------------------------------------------------------------------------------------------------------------------------------------------------------------------------------------------------------------------------------------------------------------------------------------------------------------------------------------------------------------------------------------------------------------------------------------------------------------------------------------------------------------------------------------------------------------------------------------------------------------------------------------------------------------------------------------------|-----|

**SECTION-D**  
Each question carries 05 marks

|     |                                                                                                            |   |
|-----|------------------------------------------------------------------------------------------------------------|---|
| 31. | Consider the table RESULT given below Write commands in MySql for (i) to (iv) and output for (v) to (vii): | 5 |
|-----|------------------------------------------------------------------------------------------------------------|---|

**Table: Result**

| No | Name    | Stipend | Subjet      | Average | Division |
|----|---------|---------|-------------|---------|----------|
| 1  | Sharon  | 400     | English     | 38      | THIRD    |
| 2  | Amal    | 680     | Mathematics | 72      | FIRST    |
| 3  | Vedant  | 500     | Accounts    | 67      | FIRST    |
| 4  | Shakeer | 200     | Informatics | 55      | SECOND   |
| 5  | Anandha | 400     | History     | 85      | FIRST    |
| 6  | Upasna  | 550     | Geography   | 45      | THIRD    |

(i) To list the names of those students, who have obtained Division as FIRST in the ascending orderofName.

1

(ii) To display a report listing NAME, SUBJECT and Annual stipend received assuming that the stipend column hasmonthlystipend.

1

(iii) To count the number of students, who have either Accounts or InformaticsasSubject.

1

(iv) To insert a new row in the table Result: 7, "Mohan", 500, "English",73,"Second";

1

(v) SELECT AVG (Stipend) FROM Result WHERE DIVISION ="THIRD";

(vi) SELECT COUNT(DISTINCT Subject) FROMResult;

(vii) SELECT MIN(Average) FROM Result WHERE Subject ="English";

**32.**

Consider the following table and their structures, which are part of common databases

Customer(customerid,companyname) software(softwareid, softwarename,operating system, description) licence(licenceid, customerid, softwareid, dateofpurchase, licencetype,cost,expirydate)

(a) Identify the keys primary keys, alternate keys, foreign keys from each of the tables

(b) Write the query to display all software for the operating system “linux” from table software

(c) For the licences purchased after January 1, 2021 the cost has been increased by 10%. Write a query to achieve this.

**5**

|                                                |                                                                                                                                                                                                                                                                                                                                                                                                                                                                                                                                                                                                                          |   |
|------------------------------------------------|--------------------------------------------------------------------------------------------------------------------------------------------------------------------------------------------------------------------------------------------------------------------------------------------------------------------------------------------------------------------------------------------------------------------------------------------------------------------------------------------------------------------------------------------------------------------------------------------------------------------------|---|
| 33.                                            | <p>The employee database has three tables Employee_data(employeeid, firstname, lastname, dateofbirth, gender, level, department number)</p> <p>Department(department number, department name)</p> <p>Department_manager(department number, employeeid, role)</p> <p>(a) Write a DML statement to return the first name and last name of all female employees in the department number “Fin101”</p> <p>(b) Write an SQL query to display the details of employees who have been allotted the department as yet</p> <p>(c) Display the details of employees belonging to one of these levels (SDE1, SDE2,SDE3,PM1,PM2)</p> | 5 |
| <b>Section-E (each question carry 4 marks)</b> |                                                                                                                                                                                                                                                                                                                                                                                                                                                                                                                                                                                                                          |   |
| 34.                                            | a) Write a python code to print factorial of number                                                                                                                                                                                                                                                                                                                                                                                                                                                                                                                                                                      | 4 |
| 35.                                            | <p>Tejvir Singh has created an empty dictionary using the command k= { }. Now he has written following codes without knowing its result. Help him to know the status of dictionary after execution of each statement( i.e. Items in dictionary after each statement)</p> <p style="padding-left: 40px;">k={ }</p> <p>a) k[1]=1</p> <p>b) k['1']=2</p> <p>c) k[1]=k[1]+1</p> <p>d) k.pop('1')</p> <p>***** <b>END OF PAPER</b>*****</p>                                                                                                                                                                                   | 4 |

**KENDRIYA VIDYALAYA SANGATHAN, CHANDIGARH REGION**  
**PRACTICE PAPER**  
**CLASS - XI**  
**INFORMATICS PRACTICES**  
**(2023-24)**

**TIME ALLOWED: 03 HOURS**

**M.M.: 70**

**MARKING SCHEME**

| <b>SECTION-A</b>                      |                    |                   |
|---------------------------------------|--------------------|-------------------|
| <b>Each question carries 01 marks</b> |                    |                   |
| <b>Q. NO.</b>                         | <b>QUESTION</b>    | <b>MAR<br/>KS</b> |
| <b>01.</b>                            | <b>13</b>          | <b>1</b>          |
| <b>02.</b>                            | b)_basicsalary     | <b>1</b>          |
| <b>03.</b>                            | c)%                | <b>1</b>          |
| <b>04.</b>                            | c) 9.0             | <b>1</b>          |
| <b>05.</b>                            | a) ok              | <b>1</b>          |
| <b>06.</b>                            | i)                 | <b>1</b>          |
| <b>07.</b>                            | i) len ( )         | <b>1</b>          |
| <b>08.</b>                            | a                  | <b>1</b>          |
| <b>09.</b>                            | b                  | <b>1</b>          |
| <b>10.</b>                            | a                  | <b>1</b>          |
| <b>11.</b>                            | a                  | <b>1</b>          |
| <b>12.</b>                            | c                  | <b>1</b>          |
| <b>13.</b>                            | a                  | <b>1</b>          |
| <b>14.</b>                            | b                  | <b>1</b>          |
| <b>15.</b>                            | B RAM              | <b>1</b>          |
| <b>16.</b>                            | i)Biometric sensor | <b>1</b>          |
| <b>17.</b>                            | d                  | <b>1</b>          |
| <b>18.</b>                            | b                  | <b>1</b>          |
| <b>SECTION-B</b>                      |                    |                   |
| <b>Each question carries 02 marks</b> |                    |                   |



| 19.                                                                                             | <p>An application software is the set of program necessary to carry out the operations for a specified application eg . Railway Reservation, Hotel Management etc.</p> <p>System Software are the type of software that controls the internal computer operations eg operating systems, device drivers, language processor.</p>                                                                                                                                                                                                                                                                                                                                                                                                                                                                                                                                                                                                                                                                                                                                                                                                                                                                   | 2   |     |                                         |                                           |                                                                                          |                                                 |                                                            |                                                                      |                                                                   |                                                             |                                                    |                                                         |                                                                                                 |                                                                              |   |
|-------------------------------------------------------------------------------------------------|---------------------------------------------------------------------------------------------------------------------------------------------------------------------------------------------------------------------------------------------------------------------------------------------------------------------------------------------------------------------------------------------------------------------------------------------------------------------------------------------------------------------------------------------------------------------------------------------------------------------------------------------------------------------------------------------------------------------------------------------------------------------------------------------------------------------------------------------------------------------------------------------------------------------------------------------------------------------------------------------------------------------------------------------------------------------------------------------------------------------------------------------------------------------------------------------------|-----|-----|-----------------------------------------|-------------------------------------------|------------------------------------------------------------------------------------------|-------------------------------------------------|------------------------------------------------------------|----------------------------------------------------------------------|-------------------------------------------------------------------|-------------------------------------------------------------|----------------------------------------------------|---------------------------------------------------------|-------------------------------------------------------------------------------------------------|------------------------------------------------------------------------------|---|
| 20.                                                                                             | <p>An Interpreter converts HLL program into machine language line and simultaneously executes the converted lines. If an error occurs in a line, the line is displayed and interpreter does not proceed unless the error is fixed</p> <p>A compiler converts and HLL program in a machine language in one go. If there are error in the program, it gives the error list along the line numbers. Once the errors are removed, error-free object code is made available and after this compiler is no more needed in memory.</p>                                                                                                                                                                                                                                                                                                                                                                                                                                                                                                                                                                                                                                                                   | 1+1 |     |                                         |                                           |                                                                                          |                                                 |                                                            |                                                                      |                                                                   |                                                             |                                                    |                                                         |                                                                                                 |                                                                              |   |
| 21.                                                                                             | Linux, Unix, Windows, Macintosh etc.                                                                                                                                                                                                                                                                                                                                                                                                                                                                                                                                                                                                                                                                                                                                                                                                                                                                                                                                                                                                                                                                                                                                                              | 2   |     |                                         |                                           |                                                                                          |                                                 |                                                            |                                                                      |                                                                   |                                                             |                                                    |                                                         |                                                                                                 |                                                                              |   |
| 22.                                                                                             | Obtaining data and converting into digital form is called dta capturing. It is done by the input device.                                                                                                                                                                                                                                                                                                                                                                                                                                                                                                                                                                                                                                                                                                                                                                                                                                                                                                                                                                                                                                                                                          | 2   |     |                                         |                                           |                                                                                          |                                                 |                                                            |                                                                      |                                                                   |                                                             |                                                    |                                                         |                                                                                                 |                                                                              |   |
| 23                                                                                              | 5 Times ( 2 marks for correct answer )                                                                                                                                                                                                                                                                                                                                                                                                                                                                                                                                                                                                                                                                                                                                                                                                                                                                                                                                                                                                                                                                                                                                                            | 2   |     |                                         |                                           |                                                                                          |                                                 |                                                            |                                                                      |                                                                   |                                                             |                                                    |                                                         |                                                                                                 |                                                                              |   |
| 24.                                                                                             | <table border="1" style="width: 100%; border-collapse: collapse;"> <thead> <tr> <th style="width: 50%; text-align: center;">DDL</th> <th style="width: 50%; text-align: center;">DML</th> </tr> </thead> <tbody> <tr> <td>It stands for Data Definition Language.</td> <td>It stands for Data Manipulation Language.</td> </tr> <tr> <td>It is used to create database schema and can be used to define some constraints as well.</td> <td>It is used to add, retrieve or update the data.</td> </tr> <tr> <td>It basically defines the column (Attributes) of the table.</td> <td>It add or updates the row of the table. These rows are called tuple.</td> </tr> <tr> <td>Basic command present in DDL are CREATE, DROP, RENAME, ALTER etc.</td> <td>BASIC command present in DML are UPDATE, INSERT, MERGE etc.</td> </tr> <tr> <td>DDL is used to define the structure of a database.</td> <td>DML is used to manipulate the data within the database.</td> </tr> <tr> <td>DDL is used to create and modify database objects like tables, indexes, views, and constraints.</td> <td>DML is used to perform operations on the data within those database objects.</td> </tr> </tbody> </table> | DDL | DML | It stands for Data Definition Language. | It stands for Data Manipulation Language. | It is used to create database schema and can be used to define some constraints as well. | It is used to add, retrieve or update the data. | It basically defines the column (Attributes) of the table. | It add or updates the row of the table. These rows are called tuple. | Basic command present in DDL are CREATE, DROP, RENAME, ALTER etc. | BASIC command present in DML are UPDATE, INSERT, MERGE etc. | DDL is used to define the structure of a database. | DML is used to manipulate the data within the database. | DDL is used to create and modify database objects like tables, indexes, views, and constraints. | DML is used to perform operations on the data within those database objects. | 2 |
| DDL                                                                                             | DML                                                                                                                                                                                                                                                                                                                                                                                                                                                                                                                                                                                                                                                                                                                                                                                                                                                                                                                                                                                                                                                                                                                                                                                               |     |     |                                         |                                           |                                                                                          |                                                 |                                                            |                                                                      |                                                                   |                                                             |                                                    |                                                         |                                                                                                 |                                                                              |   |
| It stands for Data Definition Language.                                                         | It stands for Data Manipulation Language.                                                                                                                                                                                                                                                                                                                                                                                                                                                                                                                                                                                                                                                                                                                                                                                                                                                                                                                                                                                                                                                                                                                                                         |     |     |                                         |                                           |                                                                                          |                                                 |                                                            |                                                                      |                                                                   |                                                             |                                                    |                                                         |                                                                                                 |                                                                              |   |
| It is used to create database schema and can be used to define some constraints as well.        | It is used to add, retrieve or update the data.                                                                                                                                                                                                                                                                                                                                                                                                                                                                                                                                                                                                                                                                                                                                                                                                                                                                                                                                                                                                                                                                                                                                                   |     |     |                                         |                                           |                                                                                          |                                                 |                                                            |                                                                      |                                                                   |                                                             |                                                    |                                                         |                                                                                                 |                                                                              |   |
| It basically defines the column (Attributes) of the table.                                      | It add or updates the row of the table. These rows are called tuple.                                                                                                                                                                                                                                                                                                                                                                                                                                                                                                                                                                                                                                                                                                                                                                                                                                                                                                                                                                                                                                                                                                                              |     |     |                                         |                                           |                                                                                          |                                                 |                                                            |                                                                      |                                                                   |                                                             |                                                    |                                                         |                                                                                                 |                                                                              |   |
| Basic command present in DDL are CREATE, DROP, RENAME, ALTER etc.                               | BASIC command present in DML are UPDATE, INSERT, MERGE etc.                                                                                                                                                                                                                                                                                                                                                                                                                                                                                                                                                                                                                                                                                                                                                                                                                                                                                                                                                                                                                                                                                                                                       |     |     |                                         |                                           |                                                                                          |                                                 |                                                            |                                                                      |                                                                   |                                                             |                                                    |                                                         |                                                                                                 |                                                                              |   |
| DDL is used to define the structure of a database.                                              | DML is used to manipulate the data within the database.                                                                                                                                                                                                                                                                                                                                                                                                                                                                                                                                                                                                                                                                                                                                                                                                                                                                                                                                                                                                                                                                                                                                           |     |     |                                         |                                           |                                                                                          |                                                 |                                                            |                                                                      |                                                                   |                                                             |                                                    |                                                         |                                                                                                 |                                                                              |   |
| DDL is used to create and modify database objects like tables, indexes, views, and constraints. | DML is used to perform operations on the data within those database objects.                                                                                                                                                                                                                                                                                                                                                                                                                                                                                                                                                                                                                                                                                                                                                                                                                                                                                                                                                                                                                                                                                                                      |     |     |                                         |                                           |                                                                                          |                                                 |                                                            |                                                                      |                                                                   |                                                             |                                                    |                                                         |                                                                                                 |                                                                              |   |
| 25.                                                                                             | 1 a<br>2 d                                                                                                                                                                                                                                                                                                                                                                                                                                                                                                                                                                                                                                                                                                                                                                                                                                                                                                                                                                                                                                                                                                                                                                                        | 1+1 |     |                                         |                                           |                                                                                          |                                                 |                                                            |                                                                      |                                                                   |                                                             |                                                    |                                                         |                                                                                                 |                                                                              |   |

| <b>SECTION-C</b><br><b>Each question carries 03 marks</b>                                                       |                                                                                                                                                                                                                                                                                                                                                                                                                                                                                                                                                                                                                                                                                                                                                                                                                                                                                                                                                                                                                                                                                                                                                                                                                                   |                 |                |                                                                                               |                                                           |                                                                           |                                                                                 |                   |                    |                    |                                        |                                                                                                                 |                                                                                                   |                                                             |                                                 |                                              |                                     |          |
|-----------------------------------------------------------------------------------------------------------------|-----------------------------------------------------------------------------------------------------------------------------------------------------------------------------------------------------------------------------------------------------------------------------------------------------------------------------------------------------------------------------------------------------------------------------------------------------------------------------------------------------------------------------------------------------------------------------------------------------------------------------------------------------------------------------------------------------------------------------------------------------------------------------------------------------------------------------------------------------------------------------------------------------------------------------------------------------------------------------------------------------------------------------------------------------------------------------------------------------------------------------------------------------------------------------------------------------------------------------------|-----------------|----------------|-----------------------------------------------------------------------------------------------|-----------------------------------------------------------|---------------------------------------------------------------------------|---------------------------------------------------------------------------------|-------------------|--------------------|--------------------|----------------------------------------|-----------------------------------------------------------------------------------------------------------------|---------------------------------------------------------------------------------------------------|-------------------------------------------------------------|-------------------------------------------------|----------------------------------------------|-------------------------------------|----------|
| <b>26.</b>                                                                                                      | <table border="1" style="width: 100%;"> <thead> <tr> <th style="width: 50%;">Cloud Computing</th> <th style="width: 50%;">Grid Computing</th> </tr> </thead> <tbody> <tr> <td>One server to computer several tasks or services concurrently i.e Virtualization of services.</td> <td>Multiple Servers are allocated on the Single Application.</td> </tr> <tr> <td>It is Service Oriented i.e more frequently used to support long services.</td> <td>Application oriented, i.e. typically used for job execution for a limited time.</td> </tr> <tr> <td>Multiple Services</td> <td>Single Application</td> </tr> <tr> <td>On demand services</td> <td>Maximum computing for one application.</td> </tr> <tr> <td>A central computer server with single access point and spans several computing centres. Like Google and Amazon.</td> <td>A decentralized system, which spans geographically distributed sites and lack of central control.</td> </tr> <tr> <td>Virtualization of hardware, software and storage platforms.</td> <td>Virtualization of data and computing resources.</td> </tr> <tr> <td>Google Drive, One Drive, Mobile Applications</td> <td>GridGain, JPPF, IBo55Cache, EhCache</td> </tr> </tbody> </table> | Cloud Computing | Grid Computing | One server to computer several tasks or services concurrently i.e Virtualization of services. | Multiple Servers are allocated on the Single Application. | It is Service Oriented i.e more frequently used to support long services. | Application oriented, i.e. typically used for job execution for a limited time. | Multiple Services | Single Application | On demand services | Maximum computing for one application. | A central computer server with single access point and spans several computing centres. Like Google and Amazon. | A decentralized system, which spans geographically distributed sites and lack of central control. | Virtualization of hardware, software and storage platforms. | Virtualization of data and computing resources. | Google Drive, One Drive, Mobile Applications | GridGain, JPPF, IBo55Cache, EhCache | <b>3</b> |
| Cloud Computing                                                                                                 | Grid Computing                                                                                                                                                                                                                                                                                                                                                                                                                                                                                                                                                                                                                                                                                                                                                                                                                                                                                                                                                                                                                                                                                                                                                                                                                    |                 |                |                                                                                               |                                                           |                                                                           |                                                                                 |                   |                    |                    |                                        |                                                                                                                 |                                                                                                   |                                                             |                                                 |                                              |                                     |          |
| One server to computer several tasks or services concurrently i.e Virtualization of services.                   | Multiple Servers are allocated on the Single Application.                                                                                                                                                                                                                                                                                                                                                                                                                                                                                                                                                                                                                                                                                                                                                                                                                                                                                                                                                                                                                                                                                                                                                                         |                 |                |                                                                                               |                                                           |                                                                           |                                                                                 |                   |                    |                    |                                        |                                                                                                                 |                                                                                                   |                                                             |                                                 |                                              |                                     |          |
| It is Service Oriented i.e more frequently used to support long services.                                       | Application oriented, i.e. typically used for job execution for a limited time.                                                                                                                                                                                                                                                                                                                                                                                                                                                                                                                                                                                                                                                                                                                                                                                                                                                                                                                                                                                                                                                                                                                                                   |                 |                |                                                                                               |                                                           |                                                                           |                                                                                 |                   |                    |                    |                                        |                                                                                                                 |                                                                                                   |                                                             |                                                 |                                              |                                     |          |
| Multiple Services                                                                                               | Single Application                                                                                                                                                                                                                                                                                                                                                                                                                                                                                                                                                                                                                                                                                                                                                                                                                                                                                                                                                                                                                                                                                                                                                                                                                |                 |                |                                                                                               |                                                           |                                                                           |                                                                                 |                   |                    |                    |                                        |                                                                                                                 |                                                                                                   |                                                             |                                                 |                                              |                                     |          |
| On demand services                                                                                              | Maximum computing for one application.                                                                                                                                                                                                                                                                                                                                                                                                                                                                                                                                                                                                                                                                                                                                                                                                                                                                                                                                                                                                                                                                                                                                                                                            |                 |                |                                                                                               |                                                           |                                                                           |                                                                                 |                   |                    |                    |                                        |                                                                                                                 |                                                                                                   |                                                             |                                                 |                                              |                                     |          |
| A central computer server with single access point and spans several computing centres. Like Google and Amazon. | A decentralized system, which spans geographically distributed sites and lack of central control.                                                                                                                                                                                                                                                                                                                                                                                                                                                                                                                                                                                                                                                                                                                                                                                                                                                                                                                                                                                                                                                                                                                                 |                 |                |                                                                                               |                                                           |                                                                           |                                                                                 |                   |                    |                    |                                        |                                                                                                                 |                                                                                                   |                                                             |                                                 |                                              |                                     |          |
| Virtualization of hardware, software and storage platforms.                                                     | Virtualization of data and computing resources.                                                                                                                                                                                                                                                                                                                                                                                                                                                                                                                                                                                                                                                                                                                                                                                                                                                                                                                                                                                                                                                                                                                                                                                   |                 |                |                                                                                               |                                                           |                                                                           |                                                                                 |                   |                    |                    |                                        |                                                                                                                 |                                                                                                   |                                                             |                                                 |                                              |                                     |          |
| Google Drive, One Drive, Mobile Applications                                                                    | GridGain, JPPF, IBo55Cache, EhCache                                                                                                                                                                                                                                                                                                                                                                                                                                                                                                                                                                                                                                                                                                                                                                                                                                                                                                                                                                                                                                                                                                                                                                                               |                 |                |                                                                                               |                                                           |                                                                           |                                                                                 |                   |                    |                    |                                        |                                                                                                                 |                                                                                                   |                                                             |                                                 |                                              |                                     |          |
| <b>27.</b>                                                                                                      | <pre>n=int(input("Enter the number")) if n%2==0:     print("Even No") else:     print("Odd No")</pre>                                                                                                                                                                                                                                                                                                                                                                                                                                                                                                                                                                                                                                                                                                                                                                                                                                                                                                                                                                                                                                                                                                                             | <b>3</b>        |                |                                                                                               |                                                           |                                                                           |                                                                                 |                   |                    |                    |                                        |                                                                                                                 |                                                                                                   |                                                             |                                                 |                                              |                                     |          |
| <b>28.</b>                                                                                                      | <pre>p=int(input("Enter the Principal")) r=int(input("Enter the rate")) t=int(input("Enter the time")) i=(p*r*t)/100 print("Simple Interest is",i)</pre>                                                                                                                                                                                                                                                                                                                                                                                                                                                                                                                                                                                                                                                                                                                                                                                                                                                                                                                                                                                                                                                                          | <b>1+2</b>      |                |                                                                                               |                                                           |                                                                           |                                                                                 |                   |                    |                    |                                        |                                                                                                                 |                                                                                                   |                                                             |                                                 |                                              |                                     |          |
| <b>29.</b>                                                                                                      | Create table shop(<br>Fno int primary key,                                                                                                                                                                                                                                                                                                                                                                                                                                                                                                                                                                                                                                                                                                                                                                                                                                                                                                                                                                                                                                                                                                                                                                                        | <b>3</b>        |                |                                                                                               |                                                           |                                                                           |                                                                                 |                   |                    |                    |                                        |                                                                                                                 |                                                                                                   |                                                             |                                                 |                                              |                                     |          |

|                                                           |                                                                                                                                                                                                                                                                                                                                        |          |
|-----------------------------------------------------------|----------------------------------------------------------------------------------------------------------------------------------------------------------------------------------------------------------------------------------------------------------------------------------------------------------------------------------------|----------|
|                                                           | <pre> ename varchar(15) type char(10), stock int(3), price decimal(8,2); </pre>                                                                                                                                                                                                                                                        |          |
| <b>30.</b>                                                | <pre> SELECT Name, Class FROM Student WHERE stream_Name IS NUL Stream_Name LIKE '%computers'; Row =12 columns=6 </pre>                                                                                                                                                                                                                 | <b>3</b> |
| <b>SECTION-D</b><br><b>Each question carries 04 marks</b> |                                                                                                                                                                                                                                                                                                                                        |          |
| <b>31.</b>                                                | <pre> (i) SELECT Name FROM Result WHERE Division='FIRST' ORDER BYName (ii)SELECT Name, Subject, Stipend*12 AS 'Annual Stipend' FROMResult; (iii) SELECT COUNT(*) FROM Result WHERE Subject='Accounts' OR Subject='Informatics'; (iv) INSERT INTO Result VALUES (7, "Mohan", 500, "English", 73,"Second"); (V) 475 VI 6 (VII) 38 </pre> | <b>5</b> |
| <b>32.</b>                                                | <pre> (a)Primary key :- customerid, softwareid, licenceid alternate key, comanynname, combination of softwarename+operating system foreign key cusomerid,softwareid (b) select * from software where operating system="linux" (c) update license set cost=cost+(cost*.10) where dateofpurchase&gt;="021=01-01" </pre>                  | <b>5</b> |
| <b>33.</b>                                                | <pre> (a) select firstname, lastname from employe_data where gender="Female" and departmentnumber="Fin101" (b) select * from employee_data where departmentnumber is NULL; (c) select * from employee_data where departmentnumber IN (SDE1, SDE2,SDE3,PM1,PM2) </pre>                                                                  | <b>5</b> |
| <b>Section-E</b>                                          |                                                                                                                                                                                                                                                                                                                                        |          |
| <b>34</b>                                                 | <pre> n=int(input()) f=1 for i in range(1,n+1):     f=f*i print("factorial is",f) </pre>                                                                                                                                                                                                                                               | <b>4</b> |
| <b>35.</b>                                                | <p>Tejvir Singh has created an empty dictionary using the command <code>k={ }</code>. Now he has written following codes without knowing its result. Help him to know and understand the output of the following statements(i.e Dictionary status/items) he has written:-</p>                                                          | <b>4</b> |

|  |                                                                                             |                                                                                                                                       |  |  |
|--|---------------------------------------------------------------------------------------------|---------------------------------------------------------------------------------------------------------------------------------------|--|--|
|  | <p>k={ }</p> <p>a) k[1]=1</p> <p>b) k['1']=2</p> <p>c) k[1]=k[1]+1</p> <p>d) k.pop('1')</p> | <p>a) {1: 1}</p> <p>b) {1: 1, '1': 2}</p> <p>c) {1: 2, '1': 2}</p> <p>d) {1: 2, 'A': 21}</p> <p>(1 mark each for correct answer )</p> |  |  |
|--|---------------------------------------------------------------------------------------------|---------------------------------------------------------------------------------------------------------------------------------------|--|--|

KENDRIYA VIDYALAYA SANGATHAN

CHANDIGARH REGION

SAMPLEQUESTION PAPER

CLASSXI

SUBJECT:INFORMATICS PRACTICES(065)

General Instructions:

1. This question paper contains five sections, Section A to E.
2. All questions are compulsory.
3. Section A have 18 questions carrying 01 mark each.
4. Section B has 07 Very Short Answer type questions carrying 02 mark each.
5. Section C has 05 Short Answer type questions carrying 03 mark each.
6. Section D has 03 Long Answer type questions carrying 05 mark each.
7. Section E has 02 questions carrying 04 mark each.
8. All programming questions are to be answered using Python Language only.

| PART A |                                                                                                                                                                                                                                          |   |
|--------|------------------------------------------------------------------------------------------------------------------------------------------------------------------------------------------------------------------------------------------|---|
| 1      | Which of the following is valid arithmetic operator in Python:<br>(i) // (ii) && (iii) > (iv) and                                                                                                                                        | 1 |
| 2      | Out of the following, which one is an example for Utility software?<br>a. Operating system<br>b. Antivirus software<br>c. compiler<br>d. MS Word                                                                                         | 1 |
| 3      | In DML, M stands for<br>a. maintain<br>b. manage<br>c. manipulation<br>d. manipulate                                                                                                                                                     | 1 |
| 4      | Which of the following is correct?<br>a. Keywords can be used as a variable name.<br>b. Variable name can start with a digit.<br>c. Variable name can start with an underscore.<br>d. Variable name can have symbols like: @, #, \$ etc. | 1 |

|   |                                                                                                                                                      |   |
|---|------------------------------------------------------------------------------------------------------------------------------------------------------|---|
| 5 | Identify the odd one from the following:<br>a. MySQL<br>b. SQLite<br>c. Python<br>d. Oracle                                                          | 1 |
| 6 | consider $L=(2,3,4)$ . What is the output of <code>print(L*2)</code><br>a. $(2,3,4),(2,3,4)$<br>b. $(2,3,4,2,3,4)$<br>c. $(2,2,3,3,4,4)$<br>d. error | 1 |

|    |                                                                                                                                                                          |   |
|----|--------------------------------------------------------------------------------------------------------------------------------------------------------------------------|---|
| 7  | A candidate key that is not a primary key are called _____<br>a. Superkey<br>b. AlternateKey<br>c. PrimaryKey<br>d. ForeignKey                                           | 1 |
| 8  | The device capable of recognizing a pre-specified type of mark made with dark pencil or ink<br>a. OCR<br>b. OMR<br>c. MICR<br>d. Barcode reader                          | 1 |
| 9  | Evaluate:<br>not(1==1 and 0!=1)<br>a. True<br>b. False<br>c. Error<br>d. Cannot say                                                                                      | 1 |
| 10 | The number of rows in a relation is called _____<br>a. Tuple<br>b. Attribute<br>c. Cardinality<br>d. Degree                                                              | 1 |
| 11 | Which one is not a characteristic of Big Data?<br>a. Volume<br>b. Variety<br>c. Velocity<br>d. Virtual                                                                   | 1 |
| 12 | Identify the correct SQL query to create a database named SCHOOL<br>a. CREATESCHOOL;<br>b. CREATEDATABASESCHOOL;<br>c. CREATESCHOOLDATABASE;<br>d. CREATEDATABASESCHOOL; | 1 |

|    |                                                                                                       |   |
|----|-------------------------------------------------------------------------------------------------------|---|
| 13 | 1GBisequivalentto<br>a. $2^{10}$ bytes<br>b. $2^{30}$ bytes<br>c. $2^{20}$ bytes<br>d. Noneoftheabove | 1 |
| 14 | WhichSQLcommandhelpstofetchdatafromarelation.<br>a. Use<br>b. Show<br>c. Fetch<br>d. Select           | 1 |



|               |                                                                                                                                                                                                                                                             |   |
|---------------|-------------------------------------------------------------------------------------------------------------------------------------------------------------------------------------------------------------------------------------------------------------|---|
| 15            | In IoT, T stands for<br>a. Technology<br>b. Things<br>c. Technical<br>d. Traffic                                                                                                                                                                            | 1 |
| 16            | D1={1:'India',2:'Russia',3:'World'}<br>D2={'School': 'EOIS', 'Place':<br>'Moscow'}print(D1.update(D2))<br>Writetheoutputoftheabovecode:<br>a. None<br>b. {1:'India',2:'Russia',3:'World','School':'EOIS','Place':'Moscow'}<br>c. Error<br>d. Noneoftheabove | 1 |
|               | Q17and18areASSERTIONANDREASONINGbasedquestions.<br>Markthecorrectchoiceas<br>i. BothA and RaretrueandRis thecorrect explanation forA<br>ii. BothAand Raretrueand Risnotthecorrectexplanation forA<br>iii. AisTruebutRis False<br>iv. A is falsebutRisTrue   |   |
| 17            | Assertion(A):MySQLisopensource.<br>Reason(R):MySQLisnotavailableforfreeofcost.                                                                                                                                                                              | 1 |
| 18            | Assertion (A) : Python is an interpreted<br>language.Reason(R):pythonexecutesthecodelinebyline.                                                                                                                                                             | 1 |
| <b>PART B</b> |                                                                                                                                                                                                                                                             |   |
| 19            | Distinguishbetweenprimarymemoryandsecondarymemory?<br>OR<br>Whatisthefunctionofinputdevices?Writeanytwoexamples?                                                                                                                                            | 2 |
| 20            | Identifythecategory(Freeandopensource/proprietary/Freeware)offollowingsoftware:<br>a. OpenOffice<br>b. AdobePhotoshop<br>c. Skype<br>d. Python                                                                                                              | 2 |

|    |                                                                                                                                         |   |
|----|-----------------------------------------------------------------------------------------------------------------------------------------|---|
| 21 | What will be the output of the following code<br><code>p=10<br/>q=20<br/>p*=q/2<br/>q+=p+q*2<br/>print('p=',p)<br/>print('q=',q)</code> | 2 |
|----|-----------------------------------------------------------------------------------------------------------------------------------------|---|

|               |                                                                                                                                                                                                                                                                                                                                     |     |
|---------------|-------------------------------------------------------------------------------------------------------------------------------------------------------------------------------------------------------------------------------------------------------------------------------------------------------------------------------------|-----|
| 22            | Categorize following commands into DDL and DML commands? INSERT, DROP, ALTER, UPDATE                                                                                                                                                                                                                                                | 2   |
| 23            | <p>What will be the output of the following program?<br/> a, b, c = 10, 20, 30<br/> a, b, a =<br/> c+2, a+5, c+3<br/> print(a, b)</p> <p style="text-align: center;"><b>OR</b></p> <p>What will be the output?<br/> for num in range(2, 10, 2):<br/>     s=0<br/>     print(num, end="")<br/>     s=s+num<br/> print("sum=", s)</p> | 2   |
| 24            | <p>Arvind is learning MySQL for managing different databases and tables for his Python based application/software. Tell him the SQL commands for the following:-</p> <p>(i) How to show pre-existing databases.</p> <p>(ii) How to use a desired database</p>                                                                       | 2   |
| 25            | With the help of suitable table, explain candidate key and alternate key?                                                                                                                                                                                                                                                           | 2   |
| <b>PART C</b> |                                                                                                                                                                                                                                                                                                                                     |     |
| 26            | Briefly explain computer system with neat diagram                                                                                                                                                                                                                                                                                   | 3   |
| 27            | <p>Evaluate the following</p> <p>a. <math>17 // 5</math></p> <p>b. <math>25 &gt; 10</math> and <math>50 &lt; 10</math></p> <p>c. <math>15 &lt; 5</math> or <math>7 &gt; 10</math> and <math>3 &gt; 2</math> or not 5d.</p>                                                                                                          | 3   |
| 28            | <p>a. What are the different data types in SQL.</p> <p>b. Differentiate between char and varchar data type in SQL?</p> <p>c.</p>                                                                                                                                                                                                    | 1+2 |

|    |                                                                                                                                                                                                                                                                   |   |
|----|-------------------------------------------------------------------------------------------------------------------------------------------------------------------------------------------------------------------------------------------------------------------|---|
| 29 | <p>a. Explain grid computing?</p> <p>b. List out the three cloud computing services?</p> <p>c. Write any two applications of Artificial Intelligence</p> <p style="text-align: center;">OR</p> <p>What is big data? What are the characteristics of big data?</p> | 3 |
|----|-------------------------------------------------------------------------------------------------------------------------------------------------------------------------------------------------------------------------------------------------------------------|---|

|               |                                                                                                                                                                                                                                                                  |   |
|---------------|------------------------------------------------------------------------------------------------------------------------------------------------------------------------------------------------------------------------------------------------------------------|---|
| 30            | Consider the given list, L=[20,30,40,100]. What will be the output of the following:<br>i. print(L*2)<br>ii. print(L[-2])<br>iii. print(L.pop())<br><br>or<br>Explain the following list functions with example:<br>i. insert()<br>ii. remove()<br>iii. append() | 3 |
| <b>PART D</b> |                                                                                                                                                                                                                                                                  |   |

31

Write output for SQL queries (i) to (v) based on the table: SCHOOL

5

TABLE: SCHOOL

| CODE | TEACHERNAME  | SUBJECT   | DOJ        | PERIOD | EXPERIENCE |
|------|--------------|-----------|------------|--------|------------|
| 1001 | RAVI SHANKAR | ENGLISH   | 12/03/2000 | 24     | 10         |
| 1009 | PRIYA RAI    | PHYSICS   | 03/09/1998 | 26     | 12         |
| 1203 | LISA ANAND   | ENGLISH   | 09/04/2000 | 27     | 5          |
| 1045 | YASHRAJ      | MATHS     | 24/08/2000 | 24     | 15         |
| 1123 | GANAN        | PHYSICS   | 16/07/1999 | 28     | 3          |
| 1167 | HARISH B     | CHEMISTRY | 19/10/1999 | 27     | 5          |
| 1215 | UMESH        | PHYSICS   | 11/05/1998 | 22     | 16         |

- i. SELECT \* FROM SCHOOL  
WHERE SUBJECT='ENGLISH';
- ii. SELECT CODE, TEACHERNAME FROM SCHOOL;
- iii. SELECT SUBJECT FROM SCHOOL;
- iv. SELECT TEACHERNAME FROM SCHOOL WHERE EXPERIENCE > 10;
- v. SELECT DOJ FROM SCHOOL  
WHERE SUBJECT='CHEMISTRY' OR EXPERIENCE = 15;

OR

- i. List out any two examples for RDBMS.
- ii. Write any two advantages of database over traditional file system.
- iii. What is SQL?
- iv. Write the data type for the column teachername and experience.
- v. Which SQL clause is used to apply condition to individual rows.

|    |                                                                                                                                                                                                                                                                                                                                                                                                                                            |   |
|----|--------------------------------------------------------------------------------------------------------------------------------------------------------------------------------------------------------------------------------------------------------------------------------------------------------------------------------------------------------------------------------------------------------------------------------------------|---|
| 32 | <p>Limawantstowriteaprogramforcurrencyconversion.Therateforcurrencyconversionis1\$=₹72.50.Answerthefollowingquestions:rupee=input("Enter the amount in rupees:")#Statement<br/> 1dollar=rupee//72.5#Formulaforconversion#(Statement2)<br/> ifdollar&gt;1:#Statement3<br/>     print("Amountindollarsis:",dollar,end=")#Statement4<br/> else:<br/>     print("Enter valid amount!!!",end="")print("Thankyouforusingcurrencyconverter!")</p> | 5 |
|    | <p>i.Findouttheerrorinstatement1:<br/> a. Noerror<br/> b. Singlequotationstobeusedinplaceofdoub quotationmarks<br/> c. Typeconversionfunctiontobeused<br/> d. Noneoftheabove</p>                                                                                                                                                                                                                                                           |   |
|    | <p>ii.Istheoperatorusedinstatement2correct?Ifnot,whichisthecorrectone?<br/> a. //is correct<br/> b. /<br/> c. %<br/> d. Noneoftheabove</p>                                                                                                                                                                                                                                                                                                 |   |
|    | <p>iii.Thecommentusedinstatement2(showninboldletters)is:<br/> a. Singlelinecomment<br/> b. Multilinecomment<br/> c. Inlinecomment<br/> d. Specificcomment</p>                                                                                                                                                                                                                                                                              |   |
|    | <p>iv.Thebestsuited datatypeforrupee will be<br/> a. string<br/> b. int<br/> c. float<br/> d. list</p>                                                                                                                                                                                                                                                                                                                                     |   |
|    | <p>v. Suppose the input value rupees is accepted in integer form, then what will be the output of the above program, when the input is given as 200?</p>                                                                                                                                                                                                                                                                                   |   |

33

Consider the given table and write SQL queries for the following:

5

**Table: ORGANISATION**

| ECODE | NAME  | POST                | SGRADE | DOJ         |
|-------|-------|---------------------|--------|-------------|
| 2001  | AJAY  | GENERAL MANAGER     | D003   | 23-Mar-2003 |
| 2002  | VIJAY | EXECUTIVE MANAGER   | D002   | 12-Feb-2010 |
| 2003  | RAM   | DEPUTY MANAGER      | D003   | 24-Jan-2009 |
| 2004  | RAHIM | PROD. INCHARGE      | D002   | 11-Aug-2006 |
| 2005  | ABBAS | ADD.GENERAL MANAGER | D001   | 29-Dec-2004 |

- i. To create the table organisation.
- ii. To add one more row with the given values (2006, REENA, DEPUTY MANAGER, D001, 22-DEC-2012)
- iii. To display the post from the table organisation?



|        | <p>iv. To display the name and post of employees whose SGRADE is D003.</p> <p>v. To display the SGRADE and POST of all employees.</p> <p style="text-align: center;">OR</p> <p>Explain the following terms with an example table:</p> <p>i. Relation</p> <p>ii. Tuple</p> <p>iii. Domain</p> <p>iv. primary key</p> <p>v. cardinality</p>                                                                                                                                                                                                                                                                                                                                                                                                                                                                                                                                                                                                                                                                                                                                                                                                                                                                                                         |              |               |               |             |               |      |             |    |       |             |      |           |    |       |             |      |          |    |      |             |      |           |    |      |             |      |               |    |       |             |       |
|--------|---------------------------------------------------------------------------------------------------------------------------------------------------------------------------------------------------------------------------------------------------------------------------------------------------------------------------------------------------------------------------------------------------------------------------------------------------------------------------------------------------------------------------------------------------------------------------------------------------------------------------------------------------------------------------------------------------------------------------------------------------------------------------------------------------------------------------------------------------------------------------------------------------------------------------------------------------------------------------------------------------------------------------------------------------------------------------------------------------------------------------------------------------------------------------------------------------------------------------------------------------|--------------|---------------|---------------|-------------|---------------|------|-------------|----|-------|-------------|------|-----------|----|-------|-------------|------|----------|----|------|-------------|------|-----------|----|------|-------------|------|---------------|----|-------|-------------|-------|
|        | <b>PART E</b>                                                                                                                                                                                                                                                                                                                                                                                                                                                                                                                                                                                                                                                                                                                                                                                                                                                                                                                                                                                                                                                                                                                                                                                                                                     |              |               |               |             |               |      |             |    |       |             |      |           |    |       |             |      |          |    |      |             |      |           |    |      |             |      |               |    |       |             |       |
| 34     | <p>Consider the following table "ACTIVITY" and answer the following question based on this table?</p> <table border="1" style="width: 100%; border-collapse: collapse;"> <thead> <tr> <th>A Code</th> <th>Activity Name</th> <th>Participants</th> <th>Prize Money</th> <th>Schedule Date</th> </tr> </thead> <tbody> <tr> <td>1001</td> <td>Relay 100x4</td> <td>16</td> <td>10000</td> <td>23-Jan-2004</td> </tr> <tr> <td>1002</td> <td>High jump</td> <td>10</td> <td>12000</td> <td>12-Dec-2003</td> </tr> <tr> <td>1003</td> <td>Shot Put</td> <td>12</td> <td>8000</td> <td>14-Feb-2004</td> </tr> <tr> <td>1005</td> <td>Long Jump</td> <td>12</td> <td>9000</td> <td>01-Jan-2004</td> </tr> <tr> <td>1008</td> <td>Discuss Throw</td> <td>10</td> <td>15000</td> <td>19-Mar-2004</td> </tr> </tbody> </table> <p>a. What is the degree and cardinality of the given table?</p> <p>b. Suppose two more columns are added to the given table, then what will be the cardinality and degree?</p> <p>c. Write the names of most appropriate columns, which can be considered as Primary Key. Justify your answer</p> <p style="text-align: center;"><b>OR (Option for part only)</b></p> <p>Difference between DDL and DML with example?</p> | A Code       | Activity Name | Participants  | Prize Money | Schedule Date | 1001 | Relay 100x4 | 16 | 10000 | 23-Jan-2004 | 1002 | High jump | 10 | 12000 | 12-Dec-2003 | 1003 | Shot Put | 12 | 8000 | 14-Feb-2004 | 1005 | Long Jump | 12 | 9000 | 01-Jan-2004 | 1008 | Discuss Throw | 10 | 15000 | 19-Mar-2004 | 1+1+2 |
| A Code | Activity Name                                                                                                                                                                                                                                                                                                                                                                                                                                                                                                                                                                                                                                                                                                                                                                                                                                                                                                                                                                                                                                                                                                                                                                                                                                     | Participants | Prize Money   | Schedule Date |             |               |      |             |    |       |             |      |           |    |       |             |      |          |    |      |             |      |           |    |      |             |      |               |    |       |             |       |
| 1001   | Relay 100x4                                                                                                                                                                                                                                                                                                                                                                                                                                                                                                                                                                                                                                                                                                                                                                                                                                                                                                                                                                                                                                                                                                                                                                                                                                       | 16           | 10000         | 23-Jan-2004   |             |               |      |             |    |       |             |      |           |    |       |             |      |          |    |      |             |      |           |    |      |             |      |               |    |       |             |       |
| 1002   | High jump                                                                                                                                                                                                                                                                                                                                                                                                                                                                                                                                                                                                                                                                                                                                                                                                                                                                                                                                                                                                                                                                                                                                                                                                                                         | 10           | 12000         | 12-Dec-2003   |             |               |      |             |    |       |             |      |           |    |       |             |      |          |    |      |             |      |           |    |      |             |      |               |    |       |             |       |
| 1003   | Shot Put                                                                                                                                                                                                                                                                                                                                                                                                                                                                                                                                                                                                                                                                                                                                                                                                                                                                                                                                                                                                                                                                                                                                                                                                                                          | 12           | 8000          | 14-Feb-2004   |             |               |      |             |    |       |             |      |           |    |       |             |      |          |    |      |             |      |           |    |      |             |      |               |    |       |             |       |
| 1005   | Long Jump                                                                                                                                                                                                                                                                                                                                                                                                                                                                                                                                                                                                                                                                                                                                                                                                                                                                                                                                                                                                                                                                                                                                                                                                                                         | 12           | 9000          | 01-Jan-2004   |             |               |      |             |    |       |             |      |           |    |       |             |      |          |    |      |             |      |           |    |      |             |      |               |    |       |             |       |
| 1008   | Discuss Throw                                                                                                                                                                                                                                                                                                                                                                                                                                                                                                                                                                                                                                                                                                                                                                                                                                                                                                                                                                                                                                                                                                                                                                                                                                     | 10           | 15000         | 19-Mar-2004   |             |               |      |             |    |       |             |      |           |    |       |             |      |          |    |      |             |      |           |    |      |             |      |               |    |       |             |       |
| 35     | <p>Consider the given dictionary,</p> <p>D={1:'monday', 2:'Tuesday', 3:'Wednesday', 4:'Thursday'}.</p> <p>a. What will be the output of following code:</p> <p>i. print(D.values())</p> <p>ii. print(D.get(2))</p> <p>b. write python code to add a new value 'Friday' with index 5.</p> <p style="text-align: center;"><b>Or (Option for part only)</b></p> <p>Write python code to remove the value 'Wednesday' from the dictionary.</p>                                                                                                                                                                                                                                                                                                                                                                                                                                                                                                                                                                                                                                                                                                                                                                                                        | 1+1+2        |               |               |             |               |      |             |    |       |             |      |           |    |       |             |      |          |    |      |             |      |           |    |      |             |      |               |    |       |             |       |

**KENDRIYA VIDYALAYASANGATHAN**

**CHANDIGARH REGION**

**SAMPLEQUESTION PAPER**

**CLASSXI**

**SUBJECT:INFORMATICS PRACTICES(065)**

**ANSWERKEY**

| <b>PARTA</b>  |                                                                            |   |
|---------------|----------------------------------------------------------------------------|---|
| 1             | (i)//                                                                      | 1 |
| 2             | Antivirussoftware                                                          | 1 |
| 3             | Manipulation                                                               | 1 |
| 4             | Variablenamecanstartwithanunderscore.                                      | 1 |
| 5             | Python                                                                     | 1 |
| 6             | b.(2,3,4,2,3,4)                                                            | 1 |
| 7             | AlternateKey                                                               | 1 |
| 8             | OMR                                                                        | 1 |
| 9             | False                                                                      | 1 |
| 10            | Cardinality                                                                | 1 |
| 11            | Virtual                                                                    | 1 |
| 12            | CREATEDATABASESCHOOL;                                                      | 1 |
| 13            | 2 <sup>30</sup> bytes                                                      | 1 |
| 14            | Select                                                                     | 1 |
| 15            | Things                                                                     | 1 |
| 16            | None                                                                       | 1 |
| 17            | iii                                                                        | 1 |
| 18            | i                                                                          | 1 |
| <b>PART B</b> |                                                                            |   |
| 19            | Any two correct differenceOr<br>Functionofinputdevice(1mark),twoeg(1 mark) | 2 |

|    |                                                                                                                      |   |
|----|----------------------------------------------------------------------------------------------------------------------|---|
| 20 | a. OpenOffice-Freeandopensource<br>b. AdobePhotoshop-Proprietary<br>c. Skype-Freeware<br>d. Python-Freeandopensource | 2 |
| 21 | p=100.0q<br>=160.0<br>(1markforeach correctanswer)                                                                   | 2 |
| 22 | DDL-, DROP, ALTERDML-<br>INSERT,UPDATE                                                                               | 2 |
| 23 | 3315<br>Or                                                                                                           | 2 |

|                                                                                            | 2468<br>Sum=8                                                                                                                                                                                                                                                                                                                                                                                                                                                                                                                                                                                                                                                                                                                                                                                                                                                                                                                                                                                                                                                                                                                                                    |      |         |                                       |                                                |                                                                   |                                                                         |                                 |                                 |                                                                |                                                                 |                                                                                            |                                                                                                   |                      |                      |   |
|--------------------------------------------------------------------------------------------|------------------------------------------------------------------------------------------------------------------------------------------------------------------------------------------------------------------------------------------------------------------------------------------------------------------------------------------------------------------------------------------------------------------------------------------------------------------------------------------------------------------------------------------------------------------------------------------------------------------------------------------------------------------------------------------------------------------------------------------------------------------------------------------------------------------------------------------------------------------------------------------------------------------------------------------------------------------------------------------------------------------------------------------------------------------------------------------------------------------------------------------------------------------|------|---------|---------------------------------------|------------------------------------------------|-------------------------------------------------------------------|-------------------------------------------------------------------------|---------------------------------|---------------------------------|----------------------------------------------------------------|-----------------------------------------------------------------|--------------------------------------------------------------------------------------------|---------------------------------------------------------------------------------------------------|----------------------|----------------------|---|
| 24                                                                                         | (i) SHOWDATABASES;<br>(ii) USE<DATABASENAME>                                                                                                                                                                                                                                                                                                                                                                                                                                                                                                                                                                                                                                                                                                                                                                                                                                                                                                                                                                                                                                                                                                                     | 2    |         |                                       |                                                |                                                                   |                                                                         |                                 |                                 |                                                                |                                                                 |                                                                                            |                                                                                                   |                      |                      |   |
| 25                                                                                         | Candidatekeyandalternatekeywithexample                                                                                                                                                                                                                                                                                                                                                                                                                                                                                                                                                                                                                                                                                                                                                                                                                                                                                                                                                                                                                                                                                                                           | 2    |         |                                       |                                                |                                                                   |                                                                         |                                 |                                 |                                                                |                                                                 |                                                                                            |                                                                                                   |                      |                      |   |
| PART C                                                                                     |                                                                                                                                                                                                                                                                                                                                                                                                                                                                                                                                                                                                                                                                                                                                                                                                                                                                                                                                                                                                                                                                                                                                                                  |      |         |                                       |                                                |                                                                   |                                                                         |                                 |                                 |                                                                |                                                                 |                                                                                            |                                                                                                   |                      |                      |   |
| 26                                                                                         | Diagram-<br>1.5markExplanation-<br>1.5mark                                                                                                                                                                                                                                                                                                                                                                                                                                                                                                                                                                                                                                                                                                                                                                                                                                                                                                                                                                                                                                                                                                                       | 3    |         |                                       |                                                |                                                                   |                                                                         |                                 |                                 |                                                                |                                                                 |                                                                                            |                                                                                                   |                      |                      |   |
| 27                                                                                         | a. 3<br>b. False<br>c. False                                                                                                                                                                                                                                                                                                                                                                                                                                                                                                                                                                                                                                                                                                                                                                                                                                                                                                                                                                                                                                                                                                                                     | 3    |         |                                       |                                                |                                                                   |                                                                         |                                 |                                 |                                                                |                                                                 |                                                                                            |                                                                                                   |                      |                      |   |
| 28                                                                                         | <p>a. Int,date,float,decimal,char,varchar(Anyfour-1mark0)</p> <p>b. Anytwo difference(2 mark)</p> <table border="1" style="width: 100%; border-collapse: collapse;"> <thead> <tr> <th style="text-align: left;">Char</th> <th style="text-align: left;">Varchar</th> </tr> </thead> <tbody> <tr> <td>It is an abbreviation for characters.</td> <td>It is an abbreviation for variable characters.</td> </tr> <tr> <td>Char datatype is used to store character strings of fixed length.</td> <td>Varchar datatype is used to store character strings of variable length.</td> </tr> <tr> <td>It uses static memory location.</td> <td>It uses dynamic memory location</td> </tr> <tr> <td>We can use char datatype when we know the length of the string</td> <td>We can use it when we are not sure of the length of the string.</td> </tr> <tr> <td>Char datatype can be used when we expect the data values in a column to be of same length.</td> <td>Varchar datatype can be used when we expect the data values in a column to be of variable length.</td> </tr> <tr> <td>It takes more memory</td> <td>It takes less memory</td> </tr> </tbody> </table> | Char | Varchar | It is an abbreviation for characters. | It is an abbreviation for variable characters. | Char datatype is used to store character strings of fixed length. | Varchar datatype is used to store character strings of variable length. | It uses static memory location. | It uses dynamic memory location | We can use char datatype when we know the length of the string | We can use it when we are not sure of the length of the string. | Char datatype can be used when we expect the data values in a column to be of same length. | Varchar datatype can be used when we expect the data values in a column to be of variable length. | It takes more memory | It takes less memory | 3 |
| Char                                                                                       | Varchar                                                                                                                                                                                                                                                                                                                                                                                                                                                                                                                                                                                                                                                                                                                                                                                                                                                                                                                                                                                                                                                                                                                                                          |      |         |                                       |                                                |                                                                   |                                                                         |                                 |                                 |                                                                |                                                                 |                                                                                            |                                                                                                   |                      |                      |   |
| It is an abbreviation for characters.                                                      | It is an abbreviation for variable characters.                                                                                                                                                                                                                                                                                                                                                                                                                                                                                                                                                                                                                                                                                                                                                                                                                                                                                                                                                                                                                                                                                                                   |      |         |                                       |                                                |                                                                   |                                                                         |                                 |                                 |                                                                |                                                                 |                                                                                            |                                                                                                   |                      |                      |   |
| Char datatype is used to store character strings of fixed length.                          | Varchar datatype is used to store character strings of variable length.                                                                                                                                                                                                                                                                                                                                                                                                                                                                                                                                                                                                                                                                                                                                                                                                                                                                                                                                                                                                                                                                                          |      |         |                                       |                                                |                                                                   |                                                                         |                                 |                                 |                                                                |                                                                 |                                                                                            |                                                                                                   |                      |                      |   |
| It uses static memory location.                                                            | It uses dynamic memory location                                                                                                                                                                                                                                                                                                                                                                                                                                                                                                                                                                                                                                                                                                                                                                                                                                                                                                                                                                                                                                                                                                                                  |      |         |                                       |                                                |                                                                   |                                                                         |                                 |                                 |                                                                |                                                                 |                                                                                            |                                                                                                   |                      |                      |   |
| We can use char datatype when we know the length of the string                             | We can use it when we are not sure of the length of the string.                                                                                                                                                                                                                                                                                                                                                                                                                                                                                                                                                                                                                                                                                                                                                                                                                                                                                                                                                                                                                                                                                                  |      |         |                                       |                                                |                                                                   |                                                                         |                                 |                                 |                                                                |                                                                 |                                                                                            |                                                                                                   |                      |                      |   |
| Char datatype can be used when we expect the data values in a column to be of same length. | Varchar datatype can be used when we expect the data values in a column to be of variable length.                                                                                                                                                                                                                                                                                                                                                                                                                                                                                                                                                                                                                                                                                                                                                                                                                                                                                                                                                                                                                                                                |      |         |                                       |                                                |                                                                   |                                                                         |                                 |                                 |                                                                |                                                                 |                                                                                            |                                                                                                   |                      |                      |   |
| It takes more memory                                                                       | It takes less memory                                                                                                                                                                                                                                                                                                                                                                                                                                                                                                                                                                                                                                                                                                                                                                                                                                                                                                                                                                                                                                                                                                                                             |      |         |                                       |                                                |                                                                   |                                                                         |                                 |                                 |                                                                |                                                                 |                                                                                            |                                                                                                   |                      |                      |   |

|    |                                                                                                                                                                                                                                                                                                                                                                                                                                                                                                                                                                                                                                                                                                                                                                                                                                                                                                                                                                      |   |
|----|----------------------------------------------------------------------------------------------------------------------------------------------------------------------------------------------------------------------------------------------------------------------------------------------------------------------------------------------------------------------------------------------------------------------------------------------------------------------------------------------------------------------------------------------------------------------------------------------------------------------------------------------------------------------------------------------------------------------------------------------------------------------------------------------------------------------------------------------------------------------------------------------------------------------------------------------------------------------|---|
| 29 | <p>a. A grid is a computer network of geographically dispersed and heterogeneous computational resources. Unlike cloud, whose primary focus is to provide services, a grid is more application specific and creates a sense of a virtual supercomputer with an enormous processing power and storage. (1 mark)</p> <p>b. Infrastructure as a Service (IaaS), Platform as a Service (PaaS), Software as a Service (SaaS) - 1 mark</p> <p>c. (Any two application) - 1 mark</p> <p style="padding-left: 40px;">Handwriting Recognition, Gaming Intelligent Robots Natural Language Processing</p> <p style="text-align: center;">OR</p> <p>(definition - 1 mark, characteristics with explanation - 2 mark)</p> <p>Dataset of enormous volume and complexity are called Big Data. Characteristics of Big Data:</p> <ul style="list-style-type: none"> <li>o Volume: Enormous size.</li> <li>o Velocity: Rate at which the data under consideration is being</li> </ul> | 3 |
|----|----------------------------------------------------------------------------------------------------------------------------------------------------------------------------------------------------------------------------------------------------------------------------------------------------------------------------------------------------------------------------------------------------------------------------------------------------------------------------------------------------------------------------------------------------------------------------------------------------------------------------------------------------------------------------------------------------------------------------------------------------------------------------------------------------------------------------------------------------------------------------------------------------------------------------------------------------------------------|---|

|        |                                                                                                                                                                                                                                                                                                                                                                                                                                                               |   |
|--------|---------------------------------------------------------------------------------------------------------------------------------------------------------------------------------------------------------------------------------------------------------------------------------------------------------------------------------------------------------------------------------------------------------------------------------------------------------------|---|
|        | <p>generated and stored.</p> <ul style="list-style-type: none"> <li>O Variety : Data set has varied data, such as structured, semistructured and unstructured data. Some examples are text, images, videos, web pages and soon.</li> <li>O Veracity: Veracity refers to the trustworthiness of the data. Big data can be sometimes inconsistent, biased, noisy.</li> <li>O Value: Big data possesses to have hidden patterns and useful knowledge.</li> </ul> |   |
| 30     | <p>a. [20,30,40,100,20,30,40,100]<br/> b. 40<br/> c. 100</p> <p>or</p> <p>explanation with eg, each carries 1 mark</p>                                                                                                                                                                                                                                                                                                                                        | 3 |
| PART D |                                                                                                                                                                                                                                                                                                                                                                                                                                                               |   |

- i. `SELECT*FROMSCHOOLWHERE SUBJECT='ENGLISH';`

| CODE | TEACHERNAME  | SUBJECT | DOJ        | PERIOD | EXPERIENCE |
|------|--------------|---------|------------|--------|------------|
| 1001 | RAVI SHANKAR | ENGLISH | 12/03/2000 | 24     | 10         |
| 1203 | LISA ANAND   | ENGLISH | 09/04/2000 | 27     | 5          |

- ii. `SELECTCODE,TEACHERNAMEFROMSCHOOL;`

| CODE | TEACHERNAME  |
|------|--------------|
| 1001 | RAVI SHANKER |
| 1009 | PRIYA RAJ    |
| 1203 | LISA ANAND   |
| 1045 | YASHRAJ      |
| 1123 | GANAN        |
| 1167 | HARISH B     |
| 1215 | UMESH        |

- iii. `SELECTSUBJECTFROMSCHOOL;`

|           |
|-----------|
| SUBJECT   |
| ENGLISH   |
| PHYSICS   |
| ENGLISH   |
| MATHS     |
| PHYSICS   |
| CHEMSITRY |
| PHYSICS   |

- iv. `SELECT TEACHERNAME FROM SCHOOL WHEREEXPERIENCE>10;`

|             |                                                                                                                                                                                                                                                                                                                                                                                                                                                                                                                                                                                                                                                                                                                                                                                                                                                                                                 |             |           |         |       |     |            |            |            |            |  |
|-------------|-------------------------------------------------------------------------------------------------------------------------------------------------------------------------------------------------------------------------------------------------------------------------------------------------------------------------------------------------------------------------------------------------------------------------------------------------------------------------------------------------------------------------------------------------------------------------------------------------------------------------------------------------------------------------------------------------------------------------------------------------------------------------------------------------------------------------------------------------------------------------------------------------|-------------|-----------|---------|-------|-----|------------|------------|------------|------------|--|
|             | <table border="1"> <tr><td>TEACHERNAME</td></tr> <tr><td>PRIYA RAJ</td></tr> <tr><td>YASHRAJ</td></tr> <tr><td>UMESH</td></tr> </table> <p>v. SELECT DOJ FROM SCHOOL<br/>WHERE SUBJECT='CHEMISTRY' OR EXPERIENCE=15;</p> <table border="1"> <tr><td>DOJ</td></tr> <tr><td>03/09/1998</td></tr> <tr><td>24/08/2000</td></tr> <tr><td>19/10/1999</td></tr> <tr><td>11/05/1998</td></tr> </table> <p style="text-align: center;">OR</p> <p>i. MySQL, oracle, SQLite, Postgres (any two-1 mark)</p> <p>ii. Database facilitates centralized storing, Reduces Data inconsistency, Reduces data redundancy, Sharing of data is possible etc (Any two correct points-1 mark)</p> <p>iii. Structured Query Language (SQL) is a standard language for accessing and manipulating databases. (1 mark)</p> <p>iv. Teachername-char/varchar(1/2 mark) Experience-int(1/2 mark)</p> <p>v. WHERE (1 mark)</p> | TEACHERNAME | PRIYA RAJ | YASHRAJ | UMESH | DOJ | 03/09/1998 | 24/08/2000 | 19/10/1999 | 11/05/1998 |  |
| TEACHERNAME |                                                                                                                                                                                                                                                                                                                                                                                                                                                                                                                                                                                                                                                                                                                                                                                                                                                                                                 |             |           |         |       |     |            |            |            |            |  |
| PRIYA RAJ   |                                                                                                                                                                                                                                                                                                                                                                                                                                                                                                                                                                                                                                                                                                                                                                                                                                                                                                 |             |           |         |       |     |            |            |            |            |  |
| YASHRAJ     |                                                                                                                                                                                                                                                                                                                                                                                                                                                                                                                                                                                                                                                                                                                                                                                                                                                                                                 |             |           |         |       |     |            |            |            |            |  |
| UMESH       |                                                                                                                                                                                                                                                                                                                                                                                                                                                                                                                                                                                                                                                                                                                                                                                                                                                                                                 |             |           |         |       |     |            |            |            |            |  |
| DOJ         |                                                                                                                                                                                                                                                                                                                                                                                                                                                                                                                                                                                                                                                                                                                                                                                                                                                                                                 |             |           |         |       |     |            |            |            |            |  |
| 03/09/1998  |                                                                                                                                                                                                                                                                                                                                                                                                                                                                                                                                                                                                                                                                                                                                                                                                                                                                                                 |             |           |         |       |     |            |            |            |            |  |
| 24/08/2000  |                                                                                                                                                                                                                                                                                                                                                                                                                                                                                                                                                                                                                                                                                                                                                                                                                                                                                                 |             |           |         |       |     |            |            |            |            |  |
| 19/10/1999  |                                                                                                                                                                                                                                                                                                                                                                                                                                                                                                                                                                                                                                                                                                                                                                                                                                                                                                 |             |           |         |       |     |            |            |            |            |  |
| 11/05/1998  |                                                                                                                                                                                                                                                                                                                                                                                                                                                                                                                                                                                                                                                                                                                                                                                                                                                                                                 |             |           |         |       |     |            |            |            |            |  |
| 32          | i. Type conversion function to be used                                                                                                                                                                                                                                                                                                                                                                                                                                                                                                                                                                                                                                                                                                                                                                                                                                                          |             |           |         |       |     |            |            |            |            |  |
|             | ii. b./                                                                                                                                                                                                                                                                                                                                                                                                                                                                                                                                                                                                                                                                                                                                                                                                                                                                                         |             |           |         |       |     |            |            |            |            |  |
|             | iii. a. Single line comment                                                                                                                                                                                                                                                                                                                                                                                                                                                                                                                                                                                                                                                                                                                                                                                                                                                                     |             |           |         |       |     |            |            |            |            |  |
|             | iv. c. float                                                                                                                                                                                                                                                                                                                                                                                                                                                                                                                                                                                                                                                                                                                                                                                                                                                                                    |             |           |         |       |     |            |            |            |            |  |
|             | v. Amount in dollars is: 2.0 Thank you for using currency converter!                                                                                                                                                                                                                                                                                                                                                                                                                                                                                                                                                                                                                                                                                                                                                                                                                            |             |           |         |       |     |            |            |            |            |  |



|    |                                                                                                                                                                                                                                                                                                                                                                                                                                                |   |
|----|------------------------------------------------------------------------------------------------------------------------------------------------------------------------------------------------------------------------------------------------------------------------------------------------------------------------------------------------------------------------------------------------------------------------------------------------|---|
| 33 | <ul style="list-style-type: none"><li>i. CREATE TABLE ORGANISATION(ECODEINT,NAMEVARCHAR(10),POSTVARCHAR(20),SGRADEVARCHAR(4),DOJDATE);</li><li>ii. INSERT INTO ORGANISATION VALUES(2006,"REENA","DEPUTY MANAGER","D001","22-DEC-2012");</li><li>iii. SELECTPOSTFROMORGANISATION;</li><li>iv. SELECTNAME,POSTFROMORGANISATIONWHERE SGRADE='D003';</li><li>v. SELECTSGRADE,POSTFROMORGANISATION;</li></ul> <p style="text-align: center;">OR</p> | 5 |
|----|------------------------------------------------------------------------------------------------------------------------------------------------------------------------------------------------------------------------------------------------------------------------------------------------------------------------------------------------------------------------------------------------------------------------------------------------|---|

|    |                                                                                                                                                                                                                                                                                                                                                                                          |   |
|----|------------------------------------------------------------------------------------------------------------------------------------------------------------------------------------------------------------------------------------------------------------------------------------------------------------------------------------------------------------------------------------------|---|
|    | <ul style="list-style-type: none"> <li>i. Relation-Tables in Relational Database</li> <li>ii. Tuples-Records/Rows in a relation</li> <li>iii. Domain-Set of values taken for an attribute</li> <li>iv. Primary key - Key attribute that uniquely identifies a tuple</li> <li>v. Cardinality – No. of Tuples/records in a relation (explanation with eg table-1 mark for each)</li> </ul> |   |
|    | PART E                                                                                                                                                                                                                                                                                                                                                                                   |   |
| 34 | <ul style="list-style-type: none"> <li>a. DEGREE=5, CARDINALITY=5 (1 mark)</li> <li>b. DEGREE=7, CARDINALITY=5 (1 mark)</li> <li>c. A CODE as PRIMARY KEY, Because it is unique and not null (2 mark)</li> <li>OR</li> <li>Any two difference with eg (2 mark)</li> </ul>                                                                                                                | 4 |
| 35 | <ul style="list-style-type: none"> <li>a. i. Monday, Tuesday, Wednesday, Thursday (1 mark) ii. Tuesday (1 mark)</li> <li>b. D[5]='Friday' (2 mark)</li> <li>Or</li> <li>del D[3] (2 mark)</li> </ul>                                                                                                                                                                                     | 4 |

KENDRIYA VIDYALAYASANGATHAN CHANDIGARH REGION  
SAMPLEQUESTION PAPER  
CLASSXI  
SUBJECT:INFORMATICS PRACTICES(065)

ANSWERKEY

| <b>PARTA</b>  |                                                                                                                      |   |
|---------------|----------------------------------------------------------------------------------------------------------------------|---|
| 1             | (i)//                                                                                                                | 1 |
| 2             | Antivirussoftware                                                                                                    | 1 |
| 3             | Manipulation                                                                                                         | 1 |
| 4             | Variablenamecanstartwithanunderscore.                                                                                | 1 |
| 5             | Python                                                                                                               | 1 |
| 6             | b.(2,3,4,2,3,4)                                                                                                      | 1 |
| 7             | AlternateKey                                                                                                         | 1 |
| 8             | OMR                                                                                                                  | 1 |
| 9             | False                                                                                                                | 1 |
| 10            | Cardinality                                                                                                          | 1 |
| 11            | Virtual                                                                                                              | 1 |
| 12            | CREATEDATABASESCHOOL;                                                                                                | 1 |
| 13            | 2 <sup>30</sup> bytes                                                                                                | 1 |
| 14            | Select                                                                                                               | 1 |
| 15            | Things                                                                                                               | 1 |
| 16            | None                                                                                                                 | 1 |
| 17            | iii                                                                                                                  | 1 |
| 18            | i                                                                                                                    | 1 |
| <b>PART B</b> |                                                                                                                      |   |
| 19            | Any two correct differenceOr<br>Functionofinputdevice(1mark),twoeg(1 mark)                                           | 2 |
| 20            | e. OpenOffice-Freeandopensource<br>f. AdobePhotoshop-Proprietary<br>g. Skype-Freeware<br>h. Python-Freeandopensource | 2 |
| 21            | p=100.0q<br>=160.0<br>(1markforeach correctanswer)                                                                   | 2 |

|    |                                        |   |
|----|----------------------------------------|---|
| 22 | DDL-, DROP, ALTERDML-<br>INSERT,UPDATE | 2 |
| 23 | 3315<br>Or                             | 2 |

|                                                                                            | 2468<br>Sum=8                                                                                                                                                                                                                                                                                                                                                                                                                                                                                                                                                                                                                                                                                                                                                                                                                                                                                                                                                                                                                                                                                                                                                                                                                                                                                                                                                                                                                                                                                                                                                                                                                  |      |         |                                       |                                                |                                                                   |                                                                         |                                 |                                 |                                                                |                                                                 |                                                                                            |                                                                                                   |                      |                      |  |
|--------------------------------------------------------------------------------------------|--------------------------------------------------------------------------------------------------------------------------------------------------------------------------------------------------------------------------------------------------------------------------------------------------------------------------------------------------------------------------------------------------------------------------------------------------------------------------------------------------------------------------------------------------------------------------------------------------------------------------------------------------------------------------------------------------------------------------------------------------------------------------------------------------------------------------------------------------------------------------------------------------------------------------------------------------------------------------------------------------------------------------------------------------------------------------------------------------------------------------------------------------------------------------------------------------------------------------------------------------------------------------------------------------------------------------------------------------------------------------------------------------------------------------------------------------------------------------------------------------------------------------------------------------------------------------------------------------------------------------------|------|---------|---------------------------------------|------------------------------------------------|-------------------------------------------------------------------|-------------------------------------------------------------------------|---------------------------------|---------------------------------|----------------------------------------------------------------|-----------------------------------------------------------------|--------------------------------------------------------------------------------------------|---------------------------------------------------------------------------------------------------|----------------------|----------------------|--|
| 24                                                                                         | (iii) SHOWDATABASES;<br>(iv) USE<DATABASENAME>                                                                                                                                                                                                                                                                                                                                                                                                                                                                                                                                                                                                                                                                                                                                                                                                                                                                                                                                                                                                                                                                                                                                                                                                                                                                                                                                                                                                                                                                                                                                                                                 | 2    |         |                                       |                                                |                                                                   |                                                                         |                                 |                                 |                                                                |                                                                 |                                                                                            |                                                                                                   |                      |                      |  |
| 25                                                                                         | Candidate key and alternate key with example                                                                                                                                                                                                                                                                                                                                                                                                                                                                                                                                                                                                                                                                                                                                                                                                                                                                                                                                                                                                                                                                                                                                                                                                                                                                                                                                                                                                                                                                                                                                                                                   | 2    |         |                                       |                                                |                                                                   |                                                                         |                                 |                                 |                                                                |                                                                 |                                                                                            |                                                                                                   |                      |                      |  |
|                                                                                            | PART C                                                                                                                                                                                                                                                                                                                                                                                                                                                                                                                                                                                                                                                                                                                                                                                                                                                                                                                                                                                                                                                                                                                                                                                                                                                                                                                                                                                                                                                                                                                                                                                                                         |      |         |                                       |                                                |                                                                   |                                                                         |                                 |                                 |                                                                |                                                                 |                                                                                            |                                                                                                   |                      |                      |  |
| 26                                                                                         | Diagram-<br>1.5 mark<br>Explanation-<br>1.5 mark                                                                                                                                                                                                                                                                                                                                                                                                                                                                                                                                                                                                                                                                                                                                                                                                                                                                                                                                                                                                                                                                                                                                                                                                                                                                                                                                                                                                                                                                                                                                                                               | 3    |         |                                       |                                                |                                                                   |                                                                         |                                 |                                 |                                                                |                                                                 |                                                                                            |                                                                                                   |                      |                      |  |
| 27                                                                                         | d. 3<br>e. False<br>f. False                                                                                                                                                                                                                                                                                                                                                                                                                                                                                                                                                                                                                                                                                                                                                                                                                                                                                                                                                                                                                                                                                                                                                                                                                                                                                                                                                                                                                                                                                                                                                                                                   | 3    |         |                                       |                                                |                                                                   |                                                                         |                                 |                                 |                                                                |                                                                 |                                                                                            |                                                                                                   |                      |                      |  |
| 28                                                                                         | c. Int, date, float, decimal, char, varchar (Any four - 1 mark)<br>d. Any two difference (2 mark)                                                                                                                                                                                                                                                                                                                                                                                                                                                                                                                                                                                                                                                                                                                                                                                                                                                                                                                                                                                                                                                                                                                                                                                                                                                                                                                                                                                                                                                                                                                              | 3    |         |                                       |                                                |                                                                   |                                                                         |                                 |                                 |                                                                |                                                                 |                                                                                            |                                                                                                   |                      |                      |  |
|                                                                                            | <table border="1" style="width: 100%; border-collapse: collapse;"> <thead> <tr> <th style="text-align: left; border-bottom: 1px solid black;">Char</th> <th style="text-align: left; border-bottom: 1px solid black;">Varchar</th> </tr> </thead> <tbody> <tr> <td style="border-bottom: 1px solid black;">It is an abbreviation for characters.</td> <td style="border-bottom: 1px solid black;">It is an abbreviation for variable characters.</td> </tr> <tr> <td style="border-bottom: 1px solid black;">Char datatype is used to store character strings of fixed length.</td> <td style="border-bottom: 1px solid black;">Varchar datatype is used to store character strings of variable length.</td> </tr> <tr> <td style="border-bottom: 1px solid black;">It uses static memory location.</td> <td style="border-bottom: 1px solid black;">It uses dynamic memory location</td> </tr> <tr> <td style="border-bottom: 1px solid black;">We can use char datatype when we know the length of the string</td> <td style="border-bottom: 1px solid black;">We can use it when we are not sure of the length of the string.</td> </tr> <tr> <td style="border-bottom: 1px solid black;">Char datatype can be used when we expect the data values in a column to be of same length.</td> <td style="border-bottom: 1px solid black;">Varchar datatype can be used when we expect the data values in a column to be of variable length.</td> </tr> <tr> <td style="border-bottom: 1px solid black;">It takes more memory</td> <td style="border-bottom: 1px solid black;">It takes less memory</td> </tr> </tbody> </table> | Char | Varchar | It is an abbreviation for characters. | It is an abbreviation for variable characters. | Char datatype is used to store character strings of fixed length. | Varchar datatype is used to store character strings of variable length. | It uses static memory location. | It uses dynamic memory location | We can use char datatype when we know the length of the string | We can use it when we are not sure of the length of the string. | Char datatype can be used when we expect the data values in a column to be of same length. | Varchar datatype can be used when we expect the data values in a column to be of variable length. | It takes more memory | It takes less memory |  |
| Char                                                                                       | Varchar                                                                                                                                                                                                                                                                                                                                                                                                                                                                                                                                                                                                                                                                                                                                                                                                                                                                                                                                                                                                                                                                                                                                                                                                                                                                                                                                                                                                                                                                                                                                                                                                                        |      |         |                                       |                                                |                                                                   |                                                                         |                                 |                                 |                                                                |                                                                 |                                                                                            |                                                                                                   |                      |                      |  |
| It is an abbreviation for characters.                                                      | It is an abbreviation for variable characters.                                                                                                                                                                                                                                                                                                                                                                                                                                                                                                                                                                                                                                                                                                                                                                                                                                                                                                                                                                                                                                                                                                                                                                                                                                                                                                                                                                                                                                                                                                                                                                                 |      |         |                                       |                                                |                                                                   |                                                                         |                                 |                                 |                                                                |                                                                 |                                                                                            |                                                                                                   |                      |                      |  |
| Char datatype is used to store character strings of fixed length.                          | Varchar datatype is used to store character strings of variable length.                                                                                                                                                                                                                                                                                                                                                                                                                                                                                                                                                                                                                                                                                                                                                                                                                                                                                                                                                                                                                                                                                                                                                                                                                                                                                                                                                                                                                                                                                                                                                        |      |         |                                       |                                                |                                                                   |                                                                         |                                 |                                 |                                                                |                                                                 |                                                                                            |                                                                                                   |                      |                      |  |
| It uses static memory location.                                                            | It uses dynamic memory location                                                                                                                                                                                                                                                                                                                                                                                                                                                                                                                                                                                                                                                                                                                                                                                                                                                                                                                                                                                                                                                                                                                                                                                                                                                                                                                                                                                                                                                                                                                                                                                                |      |         |                                       |                                                |                                                                   |                                                                         |                                 |                                 |                                                                |                                                                 |                                                                                            |                                                                                                   |                      |                      |  |
| We can use char datatype when we know the length of the string                             | We can use it when we are not sure of the length of the string.                                                                                                                                                                                                                                                                                                                                                                                                                                                                                                                                                                                                                                                                                                                                                                                                                                                                                                                                                                                                                                                                                                                                                                                                                                                                                                                                                                                                                                                                                                                                                                |      |         |                                       |                                                |                                                                   |                                                                         |                                 |                                 |                                                                |                                                                 |                                                                                            |                                                                                                   |                      |                      |  |
| Char datatype can be used when we expect the data values in a column to be of same length. | Varchar datatype can be used when we expect the data values in a column to be of variable length.                                                                                                                                                                                                                                                                                                                                                                                                                                                                                                                                                                                                                                                                                                                                                                                                                                                                                                                                                                                                                                                                                                                                                                                                                                                                                                                                                                                                                                                                                                                              |      |         |                                       |                                                |                                                                   |                                                                         |                                 |                                 |                                                                |                                                                 |                                                                                            |                                                                                                   |                      |                      |  |
| It takes more memory                                                                       | It takes less memory                                                                                                                                                                                                                                                                                                                                                                                                                                                                                                                                                                                                                                                                                                                                                                                                                                                                                                                                                                                                                                                                                                                                                                                                                                                                                                                                                                                                                                                                                                                                                                                                           |      |         |                                       |                                                |                                                                   |                                                                         |                                 |                                 |                                                                |                                                                 |                                                                                            |                                                                                                   |                      |                      |  |

|    |                                                                                                                                                                                                                                                                                                                                                                                                                                                                                                                                                                                                                                                                                                                                                                                                                                                                                                                                                                           |   |
|----|---------------------------------------------------------------------------------------------------------------------------------------------------------------------------------------------------------------------------------------------------------------------------------------------------------------------------------------------------------------------------------------------------------------------------------------------------------------------------------------------------------------------------------------------------------------------------------------------------------------------------------------------------------------------------------------------------------------------------------------------------------------------------------------------------------------------------------------------------------------------------------------------------------------------------------------------------------------------------|---|
| 29 | <p>d. A grid is a computer network of geographically dispersed and heterogeneous computational resources. Unlike cloud, whose primary focus is to provide services, a grid is more application specific and creates a sense of a virtual supercomputer with an enormous processing power and storage. (1 mark)</p> <p>e. Infrastructure as a Service (IaaS), Platform as a Service (PaaS), Software as a Service (SaaS) - 1 mark</p> <p>f. (Any two application) - 1 mark</p> <p style="padding-left: 40px;">Handwriting Recognition, Gaming Intelligent<br/>Robots Natural Language Processing</p> <p style="text-align: center;">OR</p> <p>(definition - 1 mark, characteristics with explanation - 2 mark)</p> <p>Datasets of enormous volume and complexity are called Big Data. Characteristics of Big Data:</p> <ul style="list-style-type: none"> <li>o Volume: Enormous size.</li> <li>o Velocity: Rate at which the data under consideration is being</li> </ul> | 3 |
|----|---------------------------------------------------------------------------------------------------------------------------------------------------------------------------------------------------------------------------------------------------------------------------------------------------------------------------------------------------------------------------------------------------------------------------------------------------------------------------------------------------------------------------------------------------------------------------------------------------------------------------------------------------------------------------------------------------------------------------------------------------------------------------------------------------------------------------------------------------------------------------------------------------------------------------------------------------------------------------|---|

|        |                                                                                                                                                                                                                                                                                                                                                                                                                                                                |   |
|--------|----------------------------------------------------------------------------------------------------------------------------------------------------------------------------------------------------------------------------------------------------------------------------------------------------------------------------------------------------------------------------------------------------------------------------------------------------------------|---|
|        | <p>generated and stored.</p> <ul style="list-style-type: none"> <li>○ Variety : Data set has varied data, such as structured, semistructured and unstructured data. Some examples are text, images, videos, web pages and so on.</li> <li>○ Veracity: Veracity refers to the trustworthiness of the data. Big data can be sometimes inconsistent, biased, noisy.</li> <li>○ Value: Big data possesses to have hidden patterns and useful knowledge.</li> </ul> |   |
| 30     | <p>a. [20,30,40,100,20,30,40,100]<br/> b. 40<br/> c. 100</p> <p>or</p> <p>explanation with eg, each carries 1 mark</p>                                                                                                                                                                                                                                                                                                                                         | 3 |
| PART D |                                                                                                                                                                                                                                                                                                                                                                                                                                                                |   |

- v. SELECT\*FROMSCHOOLWHERE SUBJECT='ENGLISH';

| CODE | TEACHERNAME  | SUBJECT | DOJ        | PERIOD | EXPERIENCE |
|------|--------------|---------|------------|--------|------------|
| 1001 | RAVI SHANKAR | ENGLISH | 12/03/2000 | 24     | 10         |
| 1203 | LISA ANAND   | ENGLISH | 09/04/2000 | 27     | 5          |

- vi. SELECTCODE,TEACHERNAMEFROMSCHOOL;

| CODE | TEACHERNAME  |
|------|--------------|
| 1001 | RAVI SHANKER |
| 1009 | PRIYA RAJ    |
| 1203 | LISA ANAND   |
| 1045 | YASHRAJ      |
| 1123 | GANAN        |
| 1167 | HARISH B     |
| 1215 | UMESH        |

- vii. SELECTSUBJECTFROMSCHOOL;

|           |
|-----------|
| SUBJECT   |
| ENGLISH   |
| PHYSICS   |
| ENGLISH   |
| MATHS     |
| PHYSICS   |
| CHEMSITRY |
| PHYSICS   |

- viii. SELECT TEACHERNAME FROM SCHOOL WHEREEXPERIENCE>10;



|             |                                                                                                                                                                                                                                                                                                                                                                                                                                                                                                                                                                                                                                                                                                                                                                                                                                                                                                    |             |           |         |       |     |            |            |            |            |  |
|-------------|----------------------------------------------------------------------------------------------------------------------------------------------------------------------------------------------------------------------------------------------------------------------------------------------------------------------------------------------------------------------------------------------------------------------------------------------------------------------------------------------------------------------------------------------------------------------------------------------------------------------------------------------------------------------------------------------------------------------------------------------------------------------------------------------------------------------------------------------------------------------------------------------------|-------------|-----------|---------|-------|-----|------------|------------|------------|------------|--|
|             | <table border="1"> <tr><td>TEACHERNAME</td></tr> <tr><td>PRIYA RAJ</td></tr> <tr><td>YASHRAJ</td></tr> <tr><td>UMESH</td></tr> </table> <p>v. SELECT DOJ FROM SCHOOL<br/>WHERE SUBJECT='CHEMISTRY' OR EXPERIENCE=15;</p> <table border="1"> <tr><td>DOJ</td></tr> <tr><td>03/09/1998</td></tr> <tr><td>24/08/2000</td></tr> <tr><td>19/10/1999</td></tr> <tr><td>11/05/1998</td></tr> </table> <p style="text-align: center;">OR</p> <p>vi. MySQL, oracle, SQLite, Postgres (any two-1 mark)</p> <p>vii. Database facilitates centralized storing, Reduces Data inconsistency, Reduces data redundancy, Sharing of data is possible etc (Any two correct points-1 mark)</p> <p>viii. Structured Query Language (SQL) is a standard language for accessing and manipulating databases. (1 mark)</p> <p>ix. Teachername-char/varchar(1/2 mark) Experience-int(1/2 mark)</p> <p>x. WHERE (1 mark)</p> | TEACHERNAME | PRIYA RAJ | YASHRAJ | UMESH | DOJ | 03/09/1998 | 24/08/2000 | 19/10/1999 | 11/05/1998 |  |
| TEACHERNAME |                                                                                                                                                                                                                                                                                                                                                                                                                                                                                                                                                                                                                                                                                                                                                                                                                                                                                                    |             |           |         |       |     |            |            |            |            |  |
| PRIYA RAJ   |                                                                                                                                                                                                                                                                                                                                                                                                                                                                                                                                                                                                                                                                                                                                                                                                                                                                                                    |             |           |         |       |     |            |            |            |            |  |
| YASHRAJ     |                                                                                                                                                                                                                                                                                                                                                                                                                                                                                                                                                                                                                                                                                                                                                                                                                                                                                                    |             |           |         |       |     |            |            |            |            |  |
| UMESH       |                                                                                                                                                                                                                                                                                                                                                                                                                                                                                                                                                                                                                                                                                                                                                                                                                                                                                                    |             |           |         |       |     |            |            |            |            |  |
| DOJ         |                                                                                                                                                                                                                                                                                                                                                                                                                                                                                                                                                                                                                                                                                                                                                                                                                                                                                                    |             |           |         |       |     |            |            |            |            |  |
| 03/09/1998  |                                                                                                                                                                                                                                                                                                                                                                                                                                                                                                                                                                                                                                                                                                                                                                                                                                                                                                    |             |           |         |       |     |            |            |            |            |  |
| 24/08/2000  |                                                                                                                                                                                                                                                                                                                                                                                                                                                                                                                                                                                                                                                                                                                                                                                                                                                                                                    |             |           |         |       |     |            |            |            |            |  |
| 19/10/1999  |                                                                                                                                                                                                                                                                                                                                                                                                                                                                                                                                                                                                                                                                                                                                                                                                                                                                                                    |             |           |         |       |     |            |            |            |            |  |
| 11/05/1998  |                                                                                                                                                                                                                                                                                                                                                                                                                                                                                                                                                                                                                                                                                                                                                                                                                                                                                                    |             |           |         |       |     |            |            |            |            |  |
| 32          | i. Type conversion function to be used                                                                                                                                                                                                                                                                                                                                                                                                                                                                                                                                                                                                                                                                                                                                                                                                                                                             |             |           |         |       |     |            |            |            |            |  |
|             | ii. b./                                                                                                                                                                                                                                                                                                                                                                                                                                                                                                                                                                                                                                                                                                                                                                                                                                                                                            |             |           |         |       |     |            |            |            |            |  |
|             | iii. a. Single line comment                                                                                                                                                                                                                                                                                                                                                                                                                                                                                                                                                                                                                                                                                                                                                                                                                                                                        |             |           |         |       |     |            |            |            |            |  |
|             | iv. c. float                                                                                                                                                                                                                                                                                                                                                                                                                                                                                                                                                                                                                                                                                                                                                                                                                                                                                       |             |           |         |       |     |            |            |            |            |  |
|             | v. Amount in dollars is: 2.0 Thank you for using currency converter!                                                                                                                                                                                                                                                                                                                                                                                                                                                                                                                                                                                                                                                                                                                                                                                                                               |             |           |         |       |     |            |            |            |            |  |

|    |                                                                                                                                                                                                                                                                                                                                                                                                                      |   |
|----|----------------------------------------------------------------------------------------------------------------------------------------------------------------------------------------------------------------------------------------------------------------------------------------------------------------------------------------------------------------------------------------------------------------------|---|
| 33 | <p>vi. CREATE TABLE<br/>ORGANISATION(ECODEINT,NAMEVARCHAR(10),POSTVARCHAR<br/>(20),SGRADVARCHAR(4),DOJDATE);</p> <p>vii. INSERT INTO ORGANISATION VALUES(2006,"REENA","DEPUTY<br/>MANAGER","D001","22-DEC-2012");</p> <p>viii. SELECTPOSTFROMORGANISATION;</p> <p>ix. SELECTNAME,POSTFROMORGANISATIONWHERE<br/>SGRADE='D003';</p> <p>x. SELECTSGRADE,POSTFROMORGANISATION;</p> <p style="text-align: center;">OR</p> | 5 |
|----|----------------------------------------------------------------------------------------------------------------------------------------------------------------------------------------------------------------------------------------------------------------------------------------------------------------------------------------------------------------------------------------------------------------------|---|

|    |                                                                                                                                                                                                                                                                                                                                                                                             |   |
|----|---------------------------------------------------------------------------------------------------------------------------------------------------------------------------------------------------------------------------------------------------------------------------------------------------------------------------------------------------------------------------------------------|---|
|    | <ul style="list-style-type: none"> <li>vi. Relation-Tables in Relational Database</li> <li>vii. Tuples-Records/Rows in a relation</li> <li>viii. Domain-Set of values taken for an attribute</li> <li>ix. Primary key - Key attribute that uniquely identifies a tuple</li> <li>x. Cardinality – No. of Tuples/records in a relation (explanation with eg table-1 mark for each)</li> </ul> |   |
|    | PART E                                                                                                                                                                                                                                                                                                                                                                                      |   |
| 34 | <ul style="list-style-type: none"> <li>d. DEGREE=5, CARDINALITY=5 (1 mark)</li> <li>e. DEGREE=7, CARDINALITY=5 (1 mark)</li> <li>f. A CODE as PRIMARY KEY, Because it is unique and not null (2 mark)</li> <li>OR</li> <li>Any two differences with eg (2 mark)</li> </ul>                                                                                                                  | 4 |
| 35 | <ul style="list-style-type: none"> <li>c. i. Monday, Tuesday, Wednesday, Thursday (1 mark) ii. Tuesday (1 mark)</li> <li>d. D[5]='Friday' (2 mark)</li> <li>Or</li> <li>del D[3] (2 mark)</li> </ul>                                                                                                                                                                                        | 4 |